



2007 CIS WOMEN'S BASKETBALL CHAMPIONSHIP

# MEDIA GUIDE

MARCH 9-11, 2007

MEMORIAL UNIVERSITY



## **UNIVERSITY OF BRITISH COLUMBIA**

Location: Vancouver, B.C.

Founded: 1915

Enrollment: 40,000

President: Prof. Stephen Toope

Athletic Director: Bob Philip

Affiliation: CIS, Canada West

Nickname: Thunderbirds

Colours: Blue and Gold

## **THUNDERBIRD WOMEN'S BASKETBALL**

Affiliation: CIS, Canada West, Pacific Division

First season of Basketball: 1915

Western Cdn/Canada West Titles: 11

Most Recent: 2007

Prior CIS Tournament Appearances: 8

Last Appearance: 2006

CIS Championship Final Appearances: 5

Last Appearance: 2006

CIS Championships: 1970, 1972, 1973, 1974, 2004, 2006

Head Coach: Deb Huband

Alma Mater: Bishop's

Record at UBC: 251-146 (12 years)

Fulltime Assistant Coach: Rich Chambers

Home Venue: War Memorial Gymnasium

Capacity: 3,000

Opened: 1951

2006-07 Overall Record: 33-3

2006-07 Canada West Record/Finish: 21-2, 1st Pacific

Canada West Finish: 1st

Final CIS Poll Ranking: 1st

Starters Returning/Lost: 5/0

Letterwinners Returning/Lost: 7/3

## **UBC SPORTS INFORMATION**

Marc Weber

Communications Coordinator

office: 604.822.9115

cell: 604.999.9991

fax: 604.822.6011

varsity@interchange.ubc.ca

[gothunderbirds.ca](http://gothunderbirds.ca)



# TEAM ROSTER



No.	Name	Pos.	Hgt.	Elig.	Course	Hometown (Previous team)
4	Cait Haggarty	G	5-7	4	H.Kin	Victoria, B.C. (Mount Douglas Secondary)
5	Megan Pinske	G	5-9	1	Arts	Port Moody, B.C. (Port Moody Secondary)
6	Erica McGuinness	G	5-9	4	Commerce	North Vanouver, B.C. (Handsworth Secondary)
7	Candace Morisset	G	5-8	2	Arts	Langley, B.C. (Brookswood Secondary)
8	Julie Little	F	6-1	4	Nursing	Richmond, B.C. (R.C. Palmer Secondary)
9	Kim Howe	F	6-0	5	Political Sci.	Maple Ridge, B.C. (Thomas Haney Secondary)
10	Kelsey Blair	P	6-1	5	Arts	North Vanouver, B.C. (Argyle Secondary)
11	Montanna Dunmore	P	6-1	1	Arts	Victoria, B.C. (Claremont Secondary)
12	Devan Lisson	G	6-0	1	Science	Fredericton, N.B. (Fredericton High)
15	Caitlyn Pankratz	F	5-9	4	Science	Langley, B.C. (Brookswood Secondary)
21	Katie Ward	P	6-5	3	Arts	Calgary, Alta. (Illinois State)
22	Leanne Evans	F	6-2	2	Arts	Port Moody, B.C. (S.E. Missouri State)

**Head Coach:** Deb Huband (12th year)  
**Fulltime Assistant Coach:** Rich Chambers  
**Assistant Coach:** Shaun McGuinness



## CHAMPIONSHIP PREVIEW

The UBC Thunderbirds head into the 2007 CIS Women's Basketball Championship seeking a third national title in four seasons.

UBC is coming off a 21-2, first-place finish in the Pacific Division and their first Canada West championship since the 1993-94 season. The T-Birds swept Fraser Valley in the best-of-three Pacific Division semifinal to open the playoffs, then closed out Simon Fraser 2-0 in the division final and advanced to host the Final Four where they scored wins over Winnipeg and Alberta.

The only two games UBC dropped during conference and playoff play were to SFU at home and Saskatchewan on the road. In overall play, the T-Birds were 33-3, losing to McMaster in the preseason.

T-Bird veterans Erica McGuinness and Kelsey Blair were named Canada West all-stars but they had a lot of help on perhaps UBC's deepest and most talented team yet. Senior

forward Kim Howe has been terrific down the stretch and is joined in the starting lineup by fellow two-time Bronze Baby winners Cait Haggarty and Julie Little, while the bench support comes from the likes of 2006 junior national team members Leanne Evans, Devan Lisson and Megan Pinske, to name a few.

McGuinness, who can score in so many different ways, finished fourth in conference scoring with 17 points per game and was sixth in assists (4.1 per game), fourth in free-throw percentage (82.1 per cent) and first in three-point percentage (44.3 per cent). She was also fourth in assist-to-turnover ratio at 1.73-to-1 and thrived in the role of defensive stopper.

Blair, the reigning nationals MVP, was fifth in scoring (15.7 ppg), third in rebounding (8.9 per game) and first in field-goal percentage (58.8 per cent). One-on-one, she is a tough player to defend in the post, and her ability to pass out of the double team sets up UBC's three-point game, which topped the Canada West at 39.2 per cent in 2006-07. Blair is leaving UBC as the school's all-time leading scorer and rebounder.

Haggarty was third in assists (4.39 per game) and second in assist-to-turnover ratio at 2.24-to-1, and the fourth-year point guard also showed an ability to fill the hoop when needed, dropping 33 points in UBC's final two playoff games combined.

Six-foot-2 Evans and fellow newcomer Katie Ward, 6-5, combined for 2.2 blocks per game and were both in the conference top seven in that category. Evans also led the league in rebounds per minute and both she and Ward can contribute offensively.

UBC backcourt depth is impressive this season, as Lisson and Pinske – both true freshmen – have shown an ability to step into the lineup and make an impact. Pinske is a tough defender and offensive sparkplug who can change the pace of a game, while Lisson gives the T-Birds a lot of perimeter height at 6-0, and has chipped in offensively during this post-season with some clutch three-pointers.

Defence has really proved to be the difference this season for UBC, who slipped down to seventh in scoring (75.3 ppg) by the end of the conference season but consistently held teams to around 35 per cent shooting and allowed a conference-low 58.2 ppg.

UBC was the top three-point shooting team in the conference at 39.2 per cent and the best against the three at 28.2 per cent. The T-Birds were also first in rebounding margin at plus-7.9.

Erica McGuinness was named a first team Canada West All-Star this season. **RICHARD LAM**



# 2006-07 SEASON IN REVIEW

## SEASON HIGHLIGHTS

Rankings (preseason to final poll): 2-2-2-2-2-2-2-2-2-3-3-1-1  
 Longest conference win streak: 11      Losing streak: 1  
 Longest overall winning streak: 15      Losing streak: 1  
 First Team All-Stars: Erica McGuinness and Kelsey Blair

## FINAL CANADA WEST STANDINGS

Pacific Division							
GP	W	L	Pct.	PF	PA	Pts	
y-UBC	23	21	2	.913	1732	1338	42
x-Simon Fraser	23	21	2	.913	1911	1393	42
x-Victoria	23	11	12	.478	1421	1467	22
x-Fraser Valley	23	9	14	.391	1410	1636	18
Trinity Western	23	6	17	.261	1464	1674	12
Thompson Rivers	23	2	21	.087	1364	1866	4
Central Division							
GP	W	L	Pct.	PF	PA	Pts	
y-Alberta	22	16	6	.727	1662	1415	32
x-Calgary	22	15	7	.682	1796	1608	30
x-Saskatchewan	22	15	7	.682	1752	1500	30
Lethbridge	22	3	19	.136	1408	1738	6
Great Plains Div.							
GP	W	L	Pct.	PF	PA	Pts	
y-Winnipeg	22	14	8	.636	1710	1476	28
x-Manitoba	22	14	8	.636	1681	1512	28
x-Regina	22	10	12	.455	1528	1450	20
Brandon	22	0	22	.000	1010	1776	0

## TEAM CONFERENCE STATISTICS (RANK)

Scoring offence:	75.3	7th
Scoring defence	58.2	1st
Scoring margin:	+17.1	2nd
Free-throw percentage:	68.3%	6th
Field-goal percentage:	47.6%	2nd
Field-goal defence:	36.1%	2nd
3-pt field-goal Pct:	39.2%	1st
3-pt field-goal defence:	28.2%	2nd
Rebounds for:	39.7 per/g	4th
Rebounding against:	31.7 per/g	3rd
Rebounding margin:	+7.9	1st
Blocks:	3.6 per/g	4th
Assists:	19.2 per/g	2nd
Steals:	9.3 per/g	9th
Turnover margin:	+1.5	6th
Assist-to-turnover:	1.11-to-1	2nd

## INDIVIDUAL CONFERENCE LEADERS (RANK)

Scoring:	Erica McGuinness	17.0 ppg	4th
Rebounding:	Kelsey Blair	8.9 rpg	3rd
Field-goal pct:	Kelsey Blair	58.8%	1st
Free-throw pct:	Erica McGuinness	82.1%	4th
Three-point pct:	Erica McGuinness	44.3%	1st
Assists:	Cait Haggarty	4.4 per/g	3rd
Steals:	Cait Haggarty	1.9 per/g	15th
Blocks:	Leanne Evans	1.1 per/g	5th
Ast/Turnover:	Cait Haggarty	2.2-to-1	2nd

## 2006-07 OVERALL RESULTS (Overall: 33-3 Canada West: 21-2 Home: 21-1 Away: 11-1 Neutral: 1-1)

DATE	OPPONENT	SCORE	HIGH PTS	HIGH REB	HIGH AST	HIGH STLS
Oct. 13	vs Guelph	W 69-60	22-Blair	19-Blair	3-McG/Morr	3-Haggarty
Oct. 14	at Ryerson	W 92-35	23-Blair	14-Blair	8-Haggarty	3-Blair
Oct. 15	vs McMaster	50-65 L	15-Blair	10-Blair	2-three tied	4-McGuinness
Oct. 20	QUEEN'S	W 73-36	16-Blair	10-Blair	6-Liss/Hagg	2-three tied
Oct. 27 *	at Trinity Western	W 73-36	20-Little	7-Blair	3-Haggarty	4-Haggarty
Oct. 28 *	SIMON FRASER	W 61-59	16-McGuinness	7-Evans	5-McGuinness	3-Haggarty
Nov. 3 *	LETHBRIDGE	W 74-64	27-Blair	15-Blair	5-Hagg/McG	2-Morrisset
Nov. 4 *	CALGARY	W 91-77	26-Blair	11-Blair	9-Haggarty	3-Haggarty
Nov. 10 *	at Fraser Valley	W 61-50	18-Blair	10-Blair	3-Pinske/Hagg	2-three tied
Nov. 11 *	at Fraser Valley	W 75-48	17-Little	11-Blair	6-Haggarty	2-four tied
Nov. 17 *	WINNIPEG	W 80-70	29-McGuinness	12-Blair	8-Haggarty	3-Haggarty
Nov. 18 *	MANITOBA	W 82-68	20-McGuinness	11-Blair	9-Haggarty	2-Haggarty
Nov. 24 *	at Thompson Rivers	W 87-51	21-McGuinness	6-Haggarty	7-Haggarty	2-three tied
Nov. 25 *	at Thompson Rivers	W 85-45	20-Blair	9-Blair	8-McGuinness	2-Pinske/Hagg
Dec. 2 *	VICTORIA	W 76-53	22-McGuinness	10-Evans	5-Little	3-Haggarty
Dec. 29	BROCK	W 70-59	25-McGuinness	10-Blair	5-McG/Pinske	3-Morrisset
Dec. 30	TORONTO	W 72-59	22-McGuinness	9-Blair	8-McGuinness	4-four tied
Dec. 31	LAURENTIAN	W 93-54	20-Ward	5-Evans	8-McGuinness	3-Pinske/Pan
Jan. 5 *	SIMON FRASER	71-74 L	18-Blair/Haggarty	8-Evans	5-Blair	2-McG/Hagg
Jan. 6 *	at Simon Fraser	W 62-53	16-McGuinness	6-Evans	4-Haggarty	3-Howe
Jan. 12 *	at Brandon	W 73-48	14-Blair	14-Blair	6-McGuinness	3-Pankratz
Jan. 13 *	at Regina	W 62-46	14-Haggarty	11-Blair	3-Haggarty	3-Haggarty
Jan. 19 *	at Victoria	W 71-56	16-McGuinness/Blair	9-Howe	5-McG/Haggarty	2-Blair
Jan. 20 *	at Victoria	W 71-58	17-McGuinness	6-Howe/Blair	7-Blair	3-Blair
Jan. 25 *	TRINITY WESTERN	W 67-55	19-Blair	11-Blair	4-Pinske	4-Howe
Jan. 27 *	TRINITY WESTERN	W 89-73	19-Little	9-Blair	5-Pinske/McG	2-Pinske/McG
Feb. 2 *	at Alberta	W 71-68	27-McGuinness	9-Evans	6-McGuinness	4-Haggarty
Feb. 3 *	at Saskatchewan	76-82 L	23-Blair	9-Blair	4-McGuinness	2-McG/Hagg
Feb. 9 *	THOMPSON RIVERS	W 84-32	20-Blair	9-Blair/Evans	7-McGuinness	4-McGuinness
Feb. 10 *	FRASER VALLEY	W 86-65	16-Howe	10-Evans	5-Haggarty	2-four tied
Feb. 16 !	FRASER VALLEY	W 88-52	15-McGuinness	12-Blair	5-Haggarty	3-Blair/Little
Feb. 17 !	FRASER VALLEY	W 68-57	22-Blair	7-Evans/Blair	7-Haggarty	1-several tied
Feb. 23 !	SIMON FRASER	W 73-67	18-McGuinness	8-Blair	3-McGuinness	2-Haggarty
Feb. 24 !	SIMON FRASER	OTW 58-55	20-McGuinness	7-Blair	3-McG/Haggarty	4-Haggarty
March 2 !	WINNIPEG	W 84-77	21-Howe	8-Howe	7-McG/Haggarty	2-Pinske
March 3 !	ALBERTA	W 88-66	22-McGuinness	7-Blair	7-McGuinness	3-Pinske

\* Canada West Conference game / ! Playoff game / vs is neutral site

## CONFERENCE STATISTICS (21-2)

##	Player	GP	GS	Min	Avg	FG	FGA	Pct	3FG	FGA	Pct	FT	FTA	Pct	Off	Def	Tot	Avg	PF	FO	A	TO	Blk	Stl	Pts	Avg
04	Haggarty	23	23	661	28.7	63	132	.477	28	69	.406	13	15	.867	5	65	70	3.0	31	0	101	45	0	44	167	7.3
05	Pinske	23	0	276	12.0	26	72	.361	8	19	.421	4	10	.400	8	27	35	1.5	23	0	52	27	1	10	64	2.8
06	McGuinness	22	22	704	32.0	133	269	.494	39	88	.443	69	84	.821	32	46	78	3.5	31	0	90	52	1	28	374	17.0
07	Morrisset	17	0	186	10.9	8	34	.235	2	9	.222	6	9	.667	2	10	12	0.7	21	0	17	21	1	19	24	1.4
08	Little	23	23	464	20.2	83	155	.535	0	1	.000	56	77	.727	36	49	85	3.7	49	1	32	50	4	14	222	9.7
09	Howe	23	22	495	21.5	68	140	.486	1	1	1.000	38	50	.760	32	49	81	3.5	44	1	34	38	12	23	175	7.6
10	Blair	23	23	662	28.8	141	240	.588	0	0	.000	78	123	.634	66	139	205	8.9	28	0	46	36	9	19	360	15.7
11	Dunmore	15	0	56	3.7	2	8	.250	0	0	.000	3	6	.500	3	5	8	0.5	8	0	1	6	2	1	7	0.5
12	Lisson	21	1	313	14.9	29	75	.387	15	46	.326	5	7	.714	4	31	35	1.7	11	0	24	27	1	11	78	3.7
15	Pankratz	20	0	193	9.7	9	28	.321	3	12	.250	20	27	.741	12	18	30	1.5	20	0	18	12	1	18	41	2.1
21	Ward	23	0	229	10.0	42	99	.424	0	0	.000	16	21	.762	23	38	61	2.7	41	1	8	18	24	11	100	4.3
22	Evans	23	1	361	15.7	48	119	.403	0	0	.000	24	57	.421	42	81	123	5.3	68	0	18	51	26	16	120	5.2
	Total.....	23				652	1371	.476	96	245	.392	332	486	.683	292	620	912	39.7	375	3	441	399	82	214	1732	75.3
	Opponents....	23				489	1355	.361	105	372	.282	255	368	.693	263	467	730	31.7	425	-	280	434	33	174	1338	58.2

## PLAYOFF STATISTICS (6-0)

##	Player	GP	GS	Min	Avg	FG	FGA	Pct	3FG	FGA	Pct	FT	FTA	Pct	Off	Def	Tot	Avg	PF	FO	A	TO	Blk	Stl	Pts	Avg
04	Haggarty	6	6	176	29.3	20	38	.526	13	21	.619	6	6	1.000	0	19	19	3.2	10	0	26	9	1	10	59	9.8
05	Pinske	6	0	100	16.7	13	27	.481	1	5	.200	5	8	.625	1	5	6	1.0	7	0	10	4	0	8	32	5.3
06	McGuinness	6	6	194	32.3	30	76	.395	9	18	.500	27	31	.871	13	14	27	4.5	6	0	27	17	2	4	96	16.0
07	Morrisset	2	0	12	6.0	0	0	.000	0	0	.000	0	0	.000	1	2	3	1.5	2	0	2	1	0	0	0	0.0
08	Little	6	6	95	15.8	12	32	.375	0	0	.000	12	18	.667	8	11	19	3.2	10	0	7	4	0	5	36	6.0
09	Howe	6	6	151	25.2	24	53	.453	0	0	.000	17	23	.739	11	13	24	4.0	14	0	8	12	0	3	65	10.8
10	Blair	6	6	173	28.8	26	69	.377	0	0	.000	12	13	.923	18	30	48	8.0	9	0	9	6	2	6	64	10.7
11	Dunmore	2	0	7	3.5	1	2	.500	0	0	.000	0	0	.000	0	0	0	0.0	3	0	1	0	0	1	2	1.0
12	Lisson	6	0	89	14.8	10	19	.526	7	12	.583	1	2	.500	0	9	9	1.5	3	0	5	5	0	4	28	4.7
15	Pankratz	6	0	62	10.3	5	13	.385	4	6	.667	2	2	1.000	5	3	8	1.3	4	0	4	4	0	3	16	2.7
21	Ward	6	0	54	9.0	10	22	.455	0	0	.000	1	2	.500	6	11	17	2.8	8	0	3	7	3	2	21	3.5
22	Evans	6	0	87	14.5	14	34	.412	0	0	.000	12	22	.545	12	12	24	4.0	17	1	2	10	5	1	40	6.7
	Total.....	6				165	385	.429	34	62	.548	95	127	.748	89	143	232	38.7	93	1	104	87	13	47	459	76.5
	Opponents....	6				139	345	.403	24	88	.273	72	97	.742	64	150	214	35.7	112	-	76	116	19	32	374	62.3

## OVERALL STATISTICS (33-3)

##	Player	GP	GS	Min	Avg	FG	FGA	Pct	3FG	FGA	Pct	FT	FTA	Pct	Off	Def	Tot	Avg	PF	FO	A	TO	Blk	Stl	Pts	Avg
04	Haggarty	36	36	1016	28.2	93	203	.458	46	112	.411	24	27	.889	6	96	102	2.8	51	0	154	69	1	64	256	7.1
05	Pinske	36	0	468	13.0	44	116	.379	9	30	.300	9	20	.450	11	43	54	1.5	32	0	76	46	3	25	106	2.9
06	McGuinness	35	35	1106	31.6	207	433	.478	66	142	.465	107	127	.843	56	73	129	3.7	45	0	153	83	3	44	587	16.8
07	Morrisset	26	0	267	10.3	16	55	.291	7	21	.333	9	14	.643	4	17	21	0.8	34	0	29	27	1	30	48	1.8
08	Little	36	36	674	18.7	115	226	.509	0	2	.000	76	106	.717	51	68	119	3.3	68	1	43	70	6	21	306	8.5
09	Howe	36	32	781	21.7	108	229	.472	1	1	1.000	61	83	.735	50	84	134	3.7	65	1	49	58	15	32	278	7.7
10	Blair	36	36	1036	28.8	213	390	.546	0	0	.000	112	164	.683	113	212	325	9.0	44	0	70	52	12	33	538	14.9
11	Dunmore	21	0	81	3.9	3	12	.250	0	0	.000	3	6	.500	3	8	11	0.5	12	0	4	9	4	3	9	0.4
12	Lisson	34	1	504	14.8	50	124	.403	27	72	.375	11	15	.733	7	48	55	1.6	17	0	44	43	1	19	138	4.1
15	Pankratz	33	0	333	10.1	16	52	.308	7	24	.292	28	37	.757	28	32	60	1.8	27	0	29	24	2	26	67	2.0
21	Ward	36	0	368	10.2	73	160	.456	0	0	.000	20	29	.690	37	57	94	2.6	61	1	14	35	31	16	166	4.6
22	Evans	36	4	566	15.7	82	200	.410	0	1	.000	47	95	.495	67	119	186	5.2	98	2	23	74	40	22	211	5.9
	Total.....	36				1020	2200	.464	163	405	.402	507	723	.701	483	949	1432	39.8	554	5	688	617	119	335	2710	75.3
	Opponents....	36				778	2143	.363	159	549	.290	365	533	.685	404	739	1143	31.8	655	-	441	691	66	256	2080	57.8

SCORING BY PERIODS:	1st	2nd	3rd	4th	Total
UBC	697	614	713	686	2710
Opponents	474	482	571	553	2080

## GAME-BY-GAME TEAM STATS

Opponent	Score	Mar	Total FG	FG Pct	3-Pointers	3FG Pct	Free Throws	FT Pct	Rebounds	Mar	Assist	TOver	Block	Steal	Fouls
Guelph	69-60	+9	30-79/26-65	.380/.400	0-5/7-15	.000/.467	9-15/1-4	.600/.250	50/23	+27	15/10	16/16	2/0	7/4	8/17
RYERSON	92-35	+57	35-67/13-54	.522/.241	10-20/3-12	.500/.250	12-13/6-12	.923/.500	40/11	+29	28/6	13/20	4/1	12/6	17/13
McMaster	50-65	(15)	19-59/28-66	.322/.424	2-14/3-14	.143/.214	10-16/6-9	.625/.667	33/28	+5	10/15	19/15	0/3	7/7	10/18
QUEEN'S	73-36	+37	30-69/15-56	.435/.268	6-23/1-11	.261/.091	7-12/5-8	.583/.625	43/40	+3	25/7	13/24	2/0	11/6	8/14
Trinity Western	86-43	+43	34-62/15-46	.548/.326	6-10/3-17	.600/.176	12-24/10-19	.500/.526	33/30	+3	10/6	13/30	2/0	18/5	16/21
SIMON FRASER	61-59	+2	24-58/19-52	.414/.365	2-10/9-18	.200/.500	11-15/12-18	.733/.667	37/31	+6	18/12	23/25	4/3	6/6	24/17
LETHBRIDGE	74-64	+10	30-70/24-63	.429/.381	2-8/7-20	.250/.350	12-22/9-13	.545/.692	51/33	+18	19/17	15/14	2/2	8/6	12/16
CALGARY	91-77	+14	34-63/23-51	.540/.451	4-10/6-15	.400/.400	19-28/25-34	.679/.735	30/34	(4)	31/14	17/20	3/1	12/9	24/22
Fraser Valley	61-50	+11	27-64/19-53	.422/.358	1-5/7-21	.200/.333	6-10/5-5	.600/1.000	45/29	+16	16/12	16/25	4/1	11/5	15/13
Fraser Valley	75-48	+27	30-68/17-56	.441/.304	4-11/6-15	.364/.400	11-16/8-11	.688/.727	43/39	+4	23/11	7/18	6/1	10/1	13/14
WINNIPEG	80-70	+10	27-53/25-71	.509/.352	6-15/4-22	.400/.182	20-31/16-23	.645/.696	47/33	+14	21/12	23/14	2/1	5/12	20/23
MANITOBA	82-68	+14	31-72/25-70	.431/.357	2-12/3-13	.167/.231	18-23/15-20	.783/.750	51/36	+15	23/10	15/9	5/2	6/5	18/24
Thompson Rivers	87-51	+36	31-58/22-61	.534/.361	7-17/3-17	.412/.176	18-29/4-6	.621/.667	33/26	+7	22/9	9/15	5/0	7/1	11/21
Thompson Rivers	85-45	+40	35-67/16-61	.522/.262	7-22/3-22	.318/.136	8-10/10-16	.800/.625	45/36	+9	30/12	16/17	5/0	7/8	11/18
VICTORIA	67-53	+14	25-58/21-52	.431/.404	4-7/5-12	.571/.417	13-18/6-17	.722/.353	40/31	+9	17/13	17/20	2/1	8/8	18/14
BROCK	70-59	+11	26-54/23-65	.481/.354	4-11/7-13	.364/.538	14-18/6-12	.778/.500	39/34	+5	19/15	28/22	6/2	10/10	16/19
TORONTO	72-59	+13	26-55/25-77	.473/.325	5-13/3-10	.385/.300	15-22/6-10	.682/.600	48/34	+14	20/17	25/19	5/5	12/12	13/18
LAURENTIAN	93-54	+39	37-61/20-60	.607/.333	6-12/6-14	.500/.429	13-14/8-13	.929/.615	35/29	+6	26/15	17/25	5/3	15/5	14/19
SIMON FRASER	71-74	(3)	27-52/23-63	.519/.365	3-8/7-16	.375/.438	14-21/21-28	.667/.750	34/35	(1)	17/15	20/13	3/3	9/8	20/17
Simon Fraser	62-53	+9	23-47/18-52	.489/.346	0-5/1-11	.000/.091	16-24/16-28	.667/.571	37/32	+5	12/15	28/22	5/4	8/9	25/15
Brandon	73-48	+25	29-67/20-69	.433/.290	8-20/3-14	.400/.214	7-12/5-10	.583/.500	45/33	+12	21/12	16/17	4/2	8/9	12/12
Regina	62-46	+16	20-53/18-54	.377/.333	5-10/1-9	.500/.111	17-23/9-12	.739/.750	40/34	+6	9/10	16/20	4/2	11/3	18/22
Victoria	71-56	+15	28-51/22-59	.549/.373	5-11/2-6	.455/.333	10-13/10-13	.769/.769	35/17	+18	20/17	22/10	0/0	5/10	15/18
Victoria	71-58	+13	28-51/24-56	.549/.429	3-8/2-9	.375/.222	12-18/8-11	.667/.727	25/22	+3	26/19	14/18	2/1	10/7	11/18
TRINITY WESTERN	67-55	+12	23-60/20-62	.383/.323	1-8/6-21	.125/.286	20-26/9-10	.769/.900	42/39	+3	15/11	22/29	4/2	12/12	14/23
TRINITY WESTERN	89-73	+16	30-51/26-60	.588/.433	4-6/5-17	.667/.294	25-36/16-21	.694/.762	37/24	+13	19/13	21/18	3/0	8/15	17/23
Alberta	71-68	+3	26-59/29-78	.441/.372	5-9/5-19	.556/.263	14-17/5-6	.824/.833	43/43	-	14/14	18/12	4/2	8/5	14/16
Saskatchewan	76-82	(6)	27-54/30-53	.500/.566	6-11/6-13	.545/.462	16-21/16-22	.762/.727	28/26	+2	14/12	18/14	0/2	6/11	19/20
THOMPSON RIVERS	84-32	+52	33-67/11-52	.493/.212	5-14/5-24	.357/.208	13-18/5-6	.722/.833	48/29	+19	20/4	16/31	4/0	20/9	11/16
FRASER VALLEY	86-65	+21	30-66/22-61	.455/.361	6-8/6-21	.750/.286	20-31/15-19	.645/.789	43/38	+5	24/10	17/23	9/3	11/10	17/22
FRASER VALLEY	88-52	+36	27-59/19-56	.458/.339	9-12/3-16	.750/.188	25-37/11-12	.676/.917	40/38	+2	20/9	13/25	4/0	12/8	11/25
FRASER VALLEY	68-57	+11	30-74/21-56	.405/.375	2-9/1-12	.222/.083	6-10/14-22	.600/.636	43/44	(1)	17/13	10/17	2/4	3/4	17/13
SIMON FRASER	73-67	+6	23-61/25-56	.377/.446	3-6/7-22	.500/.318	24-27/10-15	.889/.667	34/33	+1	13/18	15/19	1/7	7/4	17/20
SIMON FRASER	58-55	+3	20-58/18-55	.345/.327	2-7/2-12	.286/.167	16-20/17-22	.800/.773	35/42	(7)	11/9	19/24	2/0	10/5	22/19
WINNIPEG	84-77	+7	28-69/31-63	.406/.492	8-15/5-14	.533/.357	20-26/10-13	.769/.769	44/32	+12	23/14	14/17	3/2	5/6	14/20
ALBERTA	88-66	+22	37-64/25-59	.578/.424	10-13/6-12	.769/.500	4-7/10-13	.571/.769	36/25	+11	20/13	16/14	1/6	10/5	12/15

Note: Game totals are displayed in the format TEAM/OPPONENT for each category

Senior Kim Howe has hit for double figures in four of seven games heading into the nationals. **RICHARD LAM**



## HEAD COACH - DEB HUBAND (12TH YEAR)



This season marks Deb Huband's twelfth as head coach of the UBC Thunderbirds, a program she has guided to two CIS national championships in the past three seasons. Not only did 2006-07 mark another banner year, but it was also her most successful regular season with 21 wins in the tough Canada West Conference. Overall, UBC finished 33-3, one of the best records in school history, and won their first conference crown since 1994.

After several years of conference success, the Ottawa native broke the playoff slump in a big way in 2003-04, guiding the UBC program to its first national championship in 30 years and earning CIS Coach of the Year honours in the process. More impressively, she did it with a roster of 14 that featured 10 players in either their first or second year, a testament to her ability to recruit and coach top young talent. That talent returns again in 2006-07, with all five starters back, plus a new crop of top young players, including three members of the Canadian Junior National Team.

Huband came to UBC as the head coach in the 1995-96 season but she was an assistant on the Point Grey campus before that, helping out from 1988-91.

Huband has also been involved as a coach with the national team program since 1998. She helped coach Canada to a silver medal at the 1999 Pan Am Games, was an assistant at the 2000 Sydney Olympics and was the head coach of Canada's World University Games team at the 2003 Summer Universiade in Korea. She also coached at the 2005 World University Games in Turkey as an assistant, and helped coach the Canadian U20 team in the summer of 2006.

One of the finest players that Canada has ever produced, Huband joined the national team as a player in 1978 and eventually captained the squad to a fourth-place finish at the 1984 Los Angeles Olympics. She was also part of the bronze-medal winning world championship teams in '79 and '86.

A graduate of Bishop's and UBC (Masters of Science in Audiology and Speech-Language Pathology), Huband was a three-time CIS All-Canadian and has been inducted into both the Canadian Basketball and Ottawa Sports Hall of Fame. Recently, she was inducted into the Basketball Ontario Hall of Fame and, along with her 1976-77 teammates, the Concordia Hall of Fame. She has also been honoured by the Nepean Sports Hall of Fame and has a place on the Bishop's University Wall of Distinction.

Huband is still tied for the all-time CIS record for points in a game, scoring 50 with Bishop's in 1981-82.



### Huband's Career Overall Record Head Coach, UBC

Year	W	L	Pct.	Postseason
1995-96	12	17	.414	CW semifinal
1996-97	11	22	.333	CW semifinal
1997-98	16	19	.457	CW semifinal
1998-99	18	16	.529	CW semifinal
1999-00	20	12	.625	CW semifinal
2000-01	22	15	.595	CW semifinal
2001-02	20	10	.667	CW quarterfinal
2002-03	19	9	.679	CW quarterfinal
2003-04	28	7	.800	CIS Champions
2004-05	22	11	.667	CW Final Four
2005-06	30	5	.857	CIS Champions
2006-07	33	3	.917	CW champions
<b>Totals</b>	<b>251</b>	<b>146</b>	<b>.632</b>	-

NB: CW did not include GPAC until 1999-00 when a quarterfinal round was added to the playoffs.

### Huband's Career Conference Record Head Coach, UBC

Year	W	L	Pct.	Regular-Season Finish
1995-96	9	11	.450	4th in Canada West
1996-97	8	12	.400	4th in Canada West
1997-98	9	11	.450	4th in Canada West
1998-99	10	10	.500	4th in Canada West
1999-00	12	8	.600	4th in Canada West
2000-01	11	11	.500	4th in Canada West
2001-02	14	6	.700	2nd in Pacific; 4th in CW
2002-03	13	7	.650	3rd in Pacific; 5th in CW
2003-04	16	4	.800	1st in Pacific; 2nd in CW
2004-05	12	8	.600	2nd in Pacific, 4th in CW
2005-06	17	3	.850	2nd in Pacific, 2nd in CW
2006-07	21	2	.913	1st in Pacific, 1st in CW
<b>Totals</b>	<b>152</b>	<b>93</b>	<b>.620</b>	-

## MEET THE STAFF



**Rich Chambers**

FULLTIME ASSISTANT COACH

Rich Chambers, one of the greatest high school coaches ever in B.C., joined the UBC women's basketball program as a full-time assistant this summer, retiring his post at Terry Fox Secondary. In Chambers, the Thunderbirds gain one of the most

experienced and respected coaching minds in the country, as he has been involved in basketball at every level for more than three decades.


The Port Moody resident has been an assistant coach with the Canadian women's junior national team for the past two years - where he tutored current T-Birds Devan Lisson, Megan Pinske and Leanne Evans - and he is the head coach for the B.C. girls Centre for Performance, a position he has held since 2000. At Terry Fox, where he guided the senior boys team to two Triple A provincial championships in the '90s, he coached the junior boys and worked as a counselor.

Chambers and Huband have worked together before, at the 2003 World University Games in Korea, where Chambers was an assistant and Huband the head coach. Chambers also has a prior connection to UBC, serving as interim head coach of the men's team during the 1997-98 season when Bruce Enns went on sabbatical. That year, he guided a rebuilding squad to an impressive 9-11 mark in conference play and narrowly missed an upset of UVic to open the playoffs at McKinnon Gym, winning Game 1 before falling in three.

Dating back to 1973, Chambers qualified teams for the B.C. provincial championship tournament 23 times, won eight Fraser Valley championships, and won senior boys' Triple A championships with Terry Fox in 1993 and '94, his first two years at the school. He also led teams to three second-place finishes and has made the final four 11 times. He began his coaching career at Port Moody Secondary with the junior boys but quickly moved on to Centennial Secondary, where he spent 17 years teaching and coaching.

His long-term service with B.C. provincial teams began under Ken Shields with the national champion boys' under-21s in 1980-81 and continues to this day. In 2001, he was the head coach of the under-19 provincial team and he guided the girls' under-17s in 2003.

Chambers was named B.C. High School Coach of the Year in 1985 and, in 1998, received the Gary Scott Award for outstanding contribution to athletics and leadership in school district #43. He obtained his Bachelor of Arts degree from Simon Fraser University in 1972, then completed his education degree atop Burnaby Mountain a year later.



**Shaun McGuinness**

ASSISTANT COACH

Shaun McGuinness, in his third season as an assistant at UBC, has long been a fixture on the B.C. basketball scene, guiding teams for 20 years. Most notably, he spent six seasons at the helm of the Handsworth Secondary senior girls

team, which made it to the provincial Triple A tournament in all six years.

Currently, McGuinness is the associate coach for the B.C. girls Centre for Performance, a position he has held for six years, as well as the head coach of the provincial under-17 girls team, a squad he led to a national championship in Lennoxville in 2006. Previously, he coached the U15 girls to a gold medal in Halifax in 2004 and a silver medal in Calgary in 2005.


Prior to coaching at Handsworth, he ran the bench at West Vancouver Secondary, and 12 of his players combined have gone on to play university basketball in the CIS or NCAA.

McGuinness, whose daughter Erica is a standout guard for UBC, played football at the Point Grey campus under Frank Smith, catching passes at slotback from 1975-79. He graduated with a BA in physical education and currently teaches at West Van High.



**Krystie Cheong**

TRAINER



**Brent Day**

STRENGTH &  
CONDITIONING





# #4 Cait Haggarty



Fourth Year  
Guard  
5-7  
Victoria, BC

Cait has proved herself to be a true point guard this season, sitting third in conference assists (4.4 per game) and second in assist-to-turnover ratio (2.2-to-1). She is currently building on her record-setting 154 single-season assist total. She is also a strong three-point shooter and can score when called upon, evidenced by her 17 and 16-point outings at the Canada West Final Four. She also scored a key late hoop against SFU in the post-season. Cait has started every game for UBC in the last two seasons. In 2005-06, she finished seventh in conference steals (2.4 per game) and eighth in assists (3.7 per game). In 2003-04, she was named the Canada West rookie of the year after being forced into a key starting role with an injury to Sheila Townsend. A two-time Academic All-Canadian, she played her high school basketball at Mount Douglas, where she won two Island championships and finished third in her senior year at the Triple A provincials. She was twice named an Island first team all-star and Triple A championship tournament honourable mention.

	UBC Career Highs	Season Highs
Points:	19 vs. Winnipeg, 12/03/05	18 vs. SFU, 01/05/07
Rebounds:	10 vs. Winnipeg, 11/17/06	10 vs. Winnipeg, 11/17/06
Assists:	9 (x2), vs. Manitoba, 11/18/06	9 (x2) vs. Manitoba, 11/18/06
Steals:	7 vs. UVic, 01/26/06	4 (x3) vs. SFU, 02/24/07
Field Goals:	8, vs. SFU, 10/05/07	8 vs. SFU, 10/05/07
FG Attempts:	14 (x2) vs. Wpg 12/03/05	11 (x2) at Regina 01/13/07
3pt FGs:	5 (x2), vs. Winnipeg, 03/02/07	5 vs. Winnipeg, 03/02/07
3pt FG Att:	10 vs. Winnipeg 12/03/05	7 vs. Winnipeg, 03/02/07
Free Throws:	4 (x2) vs. UVic 01/26/06	3 (x2), vs. Brock, 12/29/06
FT Attempts:	6 vs. WWU, 11/04/05	4 vs. Brock, 12/29/06
Minutes:	40 at SFU, 02/25/06	37 vs. Manitoba, 11/18/06

OPPONENT	DATE	SCORE	W/L	P-R-A
vs Guelph	10/13/06	69-60	W	4-3-2
RYERSON	10/14/06	92-35	W	8-2-8
vs McMaster	10/15/06	50-65	L	0-2-2
QUEEN'S	10/20/06	73-36	W	8-1-6
at Trinity Western	10/27/06	86-43	W	17-2-3
SIMON FRASER	10/28/06	61-59	W	10-3-3
LETHBRIDGE	11/03/06	74-64	W	3-2-5
CALGARY	11/04/06	91-77	W	13-2-9
at Fraser Valley	11/10/06	61-50	W	5-5-3
at Fraser Valley	11/11/06	75-48	W	0-4-6
WINNIPEG	11/17/06	80-70	W	7-10-8
MANITOBA	11/18/06	82-68	W	2-2-9
at Thompson Rivers	11/24/06	87-51	W	3-6-7
at Thompson Rivers	11/25/06	85-45	W	4-3-5
VICTORIA	12/02/06	67-53	W	0-6-3
BROCK	12/29/06	70-59	W	5-1-4
TORONTO	12/30/06	72-59	W	2-2-3
LAURENTIAN	12/31/06	93-54	W	3-2-2
SIMON FRASER	01/05/07	71-74	L	18-3-1
at Simon Fraser	01/06/07	62-53	W	6-2-4
at Brandon	01/12/07	73-48	W	7-2-3
at Regina	01/13/07	62-46	W	14-4-3
at Victoria	01/19/07	71-56	W	4-3-5
at Victoria	01/20/07	71-58	W	5-1-3
TRINITY WESTERN	01/25/07	67-55	W	6-1-3
TRINITY WESTERN	01/27/07	89-73	W	3-2-3
at Alberta	02/02/07	71-68	W	7-4-2
at Saskatchewan	02/03/07	76-82	L	13-1-3
THOMPSON RIVERS	02/09/07	84-32	W	9-0-5
FRASER VALLEY	02/10/07	86-65	W	11-2-5
FRASER VALLEY	02/16/07	88-52	W	9-5-5
FRASER VALLEY	02/17/07	68-57	W	9-2-7
SIMON FRASER	02/23/07	73-67	W	4-3-1
SIMON FRASER	02/24/07	58-55	W	4-1-3
WINNIPEG	03/02/07	84-77	W	17-7-7
ALBERTA	03/03/07	88-66	W	16-1-3

UBC CAREER OVERALL STATS

Season	GP	GS	Min	Avg	FG	FGA	Pct	3FG	3A	Pct	FT	FTA	Pct	Off	Def	Tot	Avg	PF	FO	Ast	TO	Blk	Stl	Pts	Avg
2003-04	35	11	783	22.4	54	135	.400	26	62	.419	17	21	.810	7	59	66	1.9	48	0	67	68	0	49	151	4.3
2004-05	34	25	858	25.2	54	147	.367	32	97	.330	13	16	.813	5	67	72	2.1	42	0	63	78	2	51	153	4.5
2005-06	33	33	1083	32.8	94	258	.364	50	141	.355	25	33	.758	9	101	110	3.3	48	0	113	91	4	80	263	8.0
2006-07	36	36	1016	28.2	93	203	.458	46	112	.411	24	27	.889	6	96	102	2.8	51	0	154	69	1	64	256	7.1
<b>TOTAL</b>	<b>138</b>	<b>105</b>	<b>3740</b>	<b>27.1</b>	<b>295</b>	<b>743</b>	<b>.397</b>	<b>154</b>	<b>412</b>	<b>.374</b>	<b>79</b>	<b>97</b>	<b>.814</b>	<b>27</b>	<b>323</b>	<b>350</b>	<b>2.5</b>	<b>189</b>	<b>0</b>	<b>397</b>	<b>306</b>	<b>7</b>	<b>244</b>	<b>823</b>	<b>6.0</b>

# #5 Megan Pinske



First Year  
Guard  
5-10  
Port Moody, BC

Megan has enjoyed a strong rookie campaign for UBC, averaging 13 minutes and altering games with her quickness and aggressiveness at both ends of the floor. Her ability to penetrate and dish and to defend for the full length of the court make her a valuable player off the bench. Megan was one of the most highly sought after high school recruits in the country, averaging 21 points, 10 assists and five rebounds for the Port Moody Blues, who were ranked as high as second in the province before finishing fifth at provincials. She was named a Fraser Valley all-star and a first team Triple A tournament all-star. Megan is also a member of the junior national team, suiting up for Canada's U17 select team at the 2005 USA Basketball Women's Youth Development Festival in Colorado Springs. This past summer, in Colorado Springs and Mexico City, respectively, she helped Canada qualify for the 2007 FIBA U19 World Championship and the 2007 FIBA U21 World Championship. Current teammate Devan Lisson was on all three of those teams, while Leanne Evans, another former Port Moody standout, joined the pair at the U21 event.

### UBC Season Highs

Points: 11 at Brandon, 01/12/07  
Rebounds: 5 (x3) at Regina, 01/13/07  
Assists: 6 at TRU, 11/25/06  
Steals: 3 vs. Laurentian, 12/31/06  
Field Goals: 4 at Brandon, 01/12/07  
FG Attempts: 9 at Brandon, 01/12/07  
3pt FGs: 3 at Brandon, 01/12/07  
3pt FG Att: 4 at Brandon, 01/12/07  
Free Throws: 3 vs. UCFV, 02/16/07  
FT Attempts: 6 vs. UCFV, 02/16/07  
Minutes: 22 vs. Laurentian, 12/31/06

OPPONENT	DATE	SCORE	W/L	P-R-A
vs Guelph	10/13/06	69-60	W	0-0-0
RYERSON	10/14/06	92-35	W	0-1-3
vs McMaster	10/15/06	50-65	L	0-0-1
QUEEN'S	10/20/06	73-36	W	2-1-0
at Trinity Western	10/27/06	86-43	W	2-5-1
SIMON FRASER	10/28/06	61-59	W	0-0-0
LETHBRIDGE	11/03/06	74-64	W	0-1-0
CALGARY	11/04/06	91-77	W	0-0-0
at Fraser Valley	11/10/06	61-50	W	0-1-3
at Fraser Valley	11/11/06	75-48	W	2-2-1
WINNIPEG	11/17/06	80-70	W	0-0-0
MANITOBA	11/18/06	82-68	W	4-2-3
at Thompson Rivers	11/24/06	87-51	W	7-0-5
at Thompson Rivers	11/25/06	85-45	W	3-3-6
VICTORIA	12/02/06	67-53	W	4-2-3
BROCK	12/29/06	70-59	W	0-3-5
TORONTO	12/30/06	72-59	W	2-5-3
LAURENTIAN	12/31/06	93-54	W	6-3-2
SIMON FRASER	01/05/07	71-74	L	2-0-1
at Simon Fraser	01/06/07	62-53	W	2-1-3
at Brandon	01/12/07	73-48	W	11-2-3
at Regina	01/13/07	62-46	W	3-5-2
at Victoria	01/19/07	71-56	W	0-2-1
at Victoria	01/20/07	71-58	W	4-2-3
TRINITY WESTERN	01/25/07	67-55	W	0-0-4
TRINITY WESTERN	01/27/07	89-73	W	4-0-5
at Alberta	02/02/07	71-68	W	2-0-0
at Saskatchewan	02/03/07	76-82	L	2-1-2
THOMPSON RIVERS	02/09/07	84-32	W	7-2-2
FRASER VALLEY	02/10/07	86-65	W	5-4-4
FRASER VALLEY	02/16/07	88-52	W	5-2-2
FRASER VALLEY	02/17/07	68-57	W	2-1-0
SIMON FRASER	02/23/07	73-67	W	4-0-2
SIMON FRASER	02/24/07	58-55	W	6-0-1
WINNIPEG	03/02/07	84-77	W	11-3-3
ALBERTA	03/03/07	88-66	W	4-0-2

### UBC CAREER OVERALL STATS

Season	GP	GS	Min	Avg	FG	FGA	Pct	3FG	3A	Pct	FT	FTA	Pct	Off	Def	Tot	Avg	PF	FO	Ast	TO	Blk	Stl	Pts	Avg
2006-07	36	0	468	13.0	44	116	.379	9	30	.300	9	20	.450	11	43	54	1.5	32	0	76	46	3	25	106	2.9

# #6 Erica McGuinness



Fourth Year  
Guard  
5-9  
North Vancouver, BC

Erica has put together back-to-back career seasons and was rewarded for her play in 2006-07 with a Canada West First Team All-Star selection. She finished fourth in CW scoring (17.0 points per game), first in three-point percentage (44.3), fourth in free-throw percentage (82.1) and sixth in assists (4.1 per game). In 2005-06, the Academic-All-Canadian finished fourth in scoring (17.1 points per game), seventh in assists (3.8 per game), first in FT percentage (86.3) and in the top 15 in FG pct., 3-ptrs made and assist-to-turnover ratio. In 2003-04, she was named to the CW all-rookie team and also contributed at the nationals, scoring 25 points off the bench against Ottawa in the opening round. Before UBC, she was a two-time provincial all-star with the Handsworth Royals and played on North Shore teams with Kelsey Blair. Her father, Shaun, played football for UBC and is currently an assistant coach. Shaun and wife Robyn are both UBC alums. Her brother, Andrew, plays basketball at Handsworth.

OPPONENT	DATE	SCORE	W/L	P-R-A
vs Guelph	10/13/06	69-60	W	14-7-3
RYERSON	10/14/06	92-35	W	20-3-5
vs McMaster	10/15/06	50-65	L	8-6-2
QUEEN'S	10/20/06	73-36	W	15-2-5
at Trinity Western	10/27/06	86-43	W	9-5-1
SIMON FRASER	10/28/06	61-59	W	16-3-5
LETHBRIDGE	11/03/06	74-64	W	20-5-5
CALGARY	11/04/06	91-77	W	17-1-6
at Fraser Valley	11/10/06	61-50	W	7-5-2
at Fraser Valley	11/11/06	75-48	W	15-2-2
WINNIPEG	11/17/06	80-70	W	29-3-5
MANITOBA	11/18/06	82-68	W	20-6-3
at Thompson Rivers	11/24/06	87-51	W	21-3-3
at Thompson Rivers	11/25/06	85-45	W	19-6-8
VICTORIA	12/02/06	67-53	W	22-4-1
BROCK	12/29/06	70-59	W	25-1-5
TORONTO	12/30/06	72-59	W	22-4-8
LAURENTIAN	12/31/06	93-54	W	13-1-8
SIMON FRASER	01/05/07	71-74	L	14-3-2
at Simon Fraser	01/06/07	62-53	W	16-4-3
at Brandon	01/12/07	73-48	W	13-5-6
at Regina	01/13/07	62-46	W	DNP
at Victoria	01/19/07	71-56	W	16-1-5
at Victoria	01/20/07	71-58	W	17-0-6
TRINITY WESTERN	01/25/07	67-55	W	14-5-1
TRINITY WESTERN	01/27/07	89-73	W	16-2-5
at Alberta	02/02/07	71-68	W	27-7-6
at Saskatchewan	02/03/07	76-82	L	18-1-4
THOMPSON RIVERS	02/09/07	84-32	W	16-4-7
FRASER VALLEY	02/10/07	86-65	W	12-3-4
FRASER VALLEY	02/16/07	88-52	W	15-5-4
FRASER VALLEY	02/17/07	68-57	W	9-5-3
SIMON FRASER	02/23/07	73-67	W	18-5-3
SIMON FRASER	02/24/07	58-55	W	20-4-3
WINNIPEG	03/02/07	84-77	W	12-4-7
ALBERTA	03/03/07	88-66	W	22-4-7

### UBC Career Highs

Points:	29 vs. Winnipeg, 11/17/06
Rebounds:	11 (x2) vs. Winnipeg 03/03/06
Assists:	8 (x4) vs. Laurentian, 12/31/06
Steals:	6 vs. Lethbridge, 01/06/06
Field Goals:	10 (x4) at Alberta, 02/02/07
FG Attempts:	21 vs. Winnipeg, 03/03/06
3pt FGs:	6 vs. Winnipeg, 02/27/04
3pt FG Att:	10 (x2), at TRU, 11/25/06
Free Throws:	13 vs. Sask, 02/19/05
FT Attempts:	14 vs. Sask, 02/19/04
Minutes:	40 vs. Calg, 11/04/06

### Season Highs

Points:	29 vs. Winnipeg, 11/17/06
Rebounds:	7 (x2) at Alberta, 02/02/07
Assists:	8 (x3) vs. Laurentian, 12/31/06
Steals:	4 (x2) vs. TRU, 02/09/07
Field Goals:	10 (x2) at Alberta, 02/02/07
FG Attempts:	18 vs. Winnipeg, 11/17/06
3pt FGs:	5 vs. Toronto, 12/30/06
3pt FG Att:	10 at TRU, 11/25/06
Free Throws:	11 vs. SFU, 02/23/07
FT Attempts:	12 vs. SFU, 02/23/07
Minutes:	40 vs. Calg, 11/04/06

### UBC CAREER OVERALL STATS

Season	GP	GS	Min	Avg	FG	FGA	Pct	3FG	3A	Pct	FT	FTA	Pct	Off	Def	Tot	Avg	PF	FO	Ast	TO	Blk	Stl	Pts	Avg
2003-04	35	5	684	19.5	124	264	.470	33	82	.402	69	83	.831	21	47	68	1.9	56	1	53	64	6	35	350	10.0
2004-05	35	35	988	28.2	131	314	.417	29	82	.354	80	93	.860	51	74	125	3.6	65	0	104	83	2	49	371	10.6
2005-06	31	31	1033	33.3	177	375	.472	42	103	.408	117	139	.842	33	86	119	3.8	55	1	115	94	6	47	513	16.5
2006-07	35	35	1106	31.6	207	433	.478	66	142	.465	107	127	.843	56	73	129	3.7	45	0	153	83	3	44	587	16.8
<b>TOTAL</b>	<b>136</b>	<b>106</b>	<b>3811</b>	<b>28.0</b>	<b>639</b>	<b>1386</b>	<b>.461</b>	<b>170</b>	<b>409</b>	<b>.416</b>	<b>373</b>	<b>442</b>	<b>.844</b>	<b>161</b>	<b>280</b>	<b>441</b>	<b>3.2</b>	<b>221</b>	<b>2</b>	<b>425</b>	<b>324</b>	<b>17</b>	<b>175</b>	<b>1821</b>	<b>13.4</b>

# #7 Candace Morisset



Second Year  
Guard  
5-8  
Langley, BC

Candace appeared in 19 conference games as a rookie, averaging 3.1 points in almost 15 minutes per game. Her numbers took a dip this season as the guard spot is a busy one at UBC this year but she can certainly provide a spark off the bench with her high-energy game. She also has a ton of winning experience, coming to UBC from the powerhouse Brookwood program where she helped the Bobcats to two provincial Triple A titles. She was named a second team all-star in Grade 11 and the provincial tournament MVP in Grade 12. She was also a member of the U17 provincial team and the Centre for Performance.

	Career Highs	Season Highs
Points:	11 vs. WWU, 11/04/05	6 (x2) vs. Laurentian, 12/31/06
Rebounds:	4 (x2) at Brandon, 11/18/05	3 vs. Leth, 11/03/06
Assists:	5 at TRU, 01/21/06	3 (x4) at UCFV, 11/11/06
Steals:	3 (x7), vs. TRU, 02/09/07	3 (x3), vs. TRU, 02/09/07
Field Goals:	4 vs. SFU, 02/02/06	2 (x4), vs. Laurentian, 12/31/06
FG Attempts:	8 at UCFV, 11/11/06	8 at UCFV, 11/11/06
3pt FGs:	3 vs. Western Wash, 11/04/05	2 vs. Ryerson, 10/14/06
3pt FG Att:	5 vs. Queen's, 10/20/06	5 vs. Queen's, 10/20/06
Free Throws:	3 (x2) vs. Calg, 11/04/06	3 vs. Calg, 11/04/06
FT Attempts:	4 vs. Leth, 01/06/06	3 vs. Calg, 11/04/06
Minutes:	25 vs. Western Wash, 11/04/05	20 vs. SFU, 10/28/06

OPPONENT	DATE	SCORE	W/L	P-R-A
vs Guelph	10/13/06	69-60	W	0-1-3
RYERSON	10/14/06	92-35	W	6-2-1
vs McMaster	10/15/06	50-65	L	4-1-1
QUEEN'S	10/20/06	73-36	W	4-1-3
at Trinity Western	10/27/06	86-43	W	3-0-0
SIMON FRASER	10/28/06	61-59	W	0-1-3
LETHBRIDGE	11/03/06	74-64	W	2-3-1
CALGARY	11/04/06	91-77	W	5-0-1
at Fraser Valley	11/10/06	61-50	W	4-2-1
at Fraser Valley	11/11/06	75-48	W	2-2-3
WINNIPEG	11/17/06	80-70	W	DNP
MANITOBA	11/18/06	82-68	W	DNP
at Thompson Rivers	11/24/06	87-51	W	5-1-1
at Thompson Rivers	11/25/06	85-45	W	0-0-1
VICTORIA	12/02/06	67-53	W	0-0-0
BROCK	12/29/06	70-59	W	0-0-0
TORONTO	12/30/06	72-59	W	4-0-1
LAURENTIAN	12/31/06	93-54	W	6-1-1
SIMON FRASER	01/05/07	71-74	L	0-0-0
at Simon Fraser	01/06/07	62-53	W	DNP
at Brandon	01/12/07	73-48	W	0-2-2
at Regina	01/13/07	62-46	W	DNP
at Victoria	01/19/07	71-56	W	0-0-0
at Victoria	01/20/07	71-58	W	DNP
TRINITY WESTERN	01/25/07	67-55	W	0-0-2
TRINITY WESTERN	01/27/07	89-73	W	0-0-0
at Alberta	02/02/07	71-68	W	DNP
at Saskatchewan	02/03/07	76-82	L	0-0-0
THOMPSON RIVERS	02/09/07	84-32	W	1-0-1
FRASER VALLEY	02/10/07	86-65	W	2-1-1
FRASER VALLEY	02/16/07	88-52	W	DNP
FRASER VALLEY	02/17/07	68-57	W	DNP
SIMON FRASER	02/23/07	73-67	W	0-2-1
SIMON FRASER	02/24/07	58-55	W	DNP
WINNIPEG	03/02/07	84-77	W	DNP
ALBERTA	03/03/07	88-66	W	0-1-1

### UBC CAREER OVERALL STATS

Season	GP	GS	Min	Avg	FG	FGA	Pct	3FG	3A	Pct	FT	FTA	Pct	Off	Def	Tot	Avg	PF	FO	Ast	TO	Blk	Stl	Pts	Avg
2005-06	32	1	442	13.8	32	94	.340	7	34	.206	10	18	.556	7	24	31	1.0	40	0	33	51	1	31	81	2.5
2006-07	26	0	267	10.3	16	55	.291	7	21	.333	9	14	.643	4	17	21	0.8	34	0	29	27	1	30	48	1.8
<b>TOTAL</b>	<b>58</b>	<b>1</b>	<b>709</b>	<b>12.2</b>	<b>48</b>	<b>149</b>	<b>.322</b>	<b>14</b>	<b>55</b>	<b>.255</b>	<b>19</b>	<b>32</b>	<b>.594</b>	<b>11</b>	<b>41</b>	<b>52</b>	<b>0.9</b>	<b>74</b>	<b>0</b>	<b>62</b>	<b>78</b>	<b>2</b>	<b>61</b>	<b>129</b>	<b>2.2</b>

# #8 Julie Little



Fourth Year  
Forward  
6-1  
Richmond, BC

Julie started every game this season and was UBC's third-leading scorer with 8.5 points per game in almost 20 minutes of court time. She had a career year in 2005-06, finishing 21st in conference scoring with 11.2 points per game and starting all but one game for UBC. Before UBC, she played basketball, soccer and volleyball at R.C. Palmer high school and was a member of the U16 and U17 provincial basketball teams, finishing second at nationals with the U17s in 2002. Julie was also an all-star at the Double A Lower Mainland tournament in Grade 12. Julie is enrolled in Nursing at UBC and spent the summer of 2005 volunteering in Uganda, travelling around East Africa in the process. In 2005-06, she was named an Academic All-Canadian.

	UBC Career Highs	Season Highs
Points:	20 (x3) at TWU, 10/27/06	20 at TWU, 10/27/06
Rebounds:	10 vs. Leth, 11/03/06	10 vs. Leth, 11/03/06
Assists:	5 vs. Vic, 12/02/06	5 vs. Vic, 12/02/06
Steals:	3 (x4) vs. UCFV, 02/16/07	3 vs. UCFV, 02/16/07
Field Goals:	9 (x2) at TWU, 02/11/06	8 vs. TWU, 01/27/07
FG Attempts:	14 vs. TRU, 11/11/05	12 (x3) vs. TWU, 01/27/07
Free Throws:	8 vs. Winnipeg, 03/03/06	7 at UCFV, 11/11/06
FT Attempts:	10 vs. Winnipeg, 03/03/06	8 (x4) vs. UCFV, 02/10/07
Minutes:	42 at SFU, 02/25/06	28 at Alb, 02/02/07

OPPONENT	DATE	SCORE	W/L	P-R-A
vs Guelph	10/13/06	69-60	W	4-2-1
RYERSON	10/14/06	92-35	W	2-2-1
vs McMaster	10/15/06	50-65	L	2-2-0
QUEEN'S	10/20/06	73-36	W	11-0-0
at Trinity Western	10/27/06	86-43	W	20-3-2
SIMON FRASER	10/28/06	61-59	W	7-3-0
LETHBRIDGE	11/03/06	74-64	W	13-10-2
CALGARY	11/04/06	91-77	W	10-1-4
at Fraser Valley	11/10/06	61-50	W	7-1-0
at Fraser Valley	11/11/06	75-48	W	17-3-3
WINNIPEG	11/17/06	80-70	W	9-6-2
MANITOBA	11/18/06	82-68	W	19-8-2
at Thompson Rivers	11/24/06	87-51	W	12-4-1
at Thompson Rivers	11/25/06	85-45	W	10-2-1
VICTORIA	12/02/06	67-53	W	9-2-5
BROCK	12/29/06	70-59	W	8-3-1
TORONTO	12/30/06	72-59	W	7-2-0
LAURENTIAN	12/31/06	93-54	W	14-4-1
SIMON FRASER	01/05/07	71-74	L	6-2-2
at Simon Fraser	01/06/07	62-53	W	5-3-0
at Brandon	01/12/07	73-48	W	12-2-1
at Regina	01/13/07	62-46	W	4-4-0
at Victoria	01/19/07	71-56	W	8-7-0
at Victoria	01/20/07	71-58	W	4-1-1
TRINITY WESTERN	01/25/07	67-55	W	2-4-0
TRINITY WESTERN	01/27/07	89-73	W	19-3-0
at Alberta	02/02/07	71-68	W	8-6-1
at Saskatchewan	02/03/07	76-82	L	2-1-1
THOMPSON RIVERS	02/09/07	84-32	W	10-5-3
FRASER VALLEY	02/10/07	86-65	W	9-4-1
FRASER VALLEY	02/16/07	88-52	W	5-2-2
FRASER VALLEY	02/17/07	68-57	W	5-5-2
SIMON FRASER	02/23/07	73-67	W	9-2-2
SIMON FRASER	02/24/07	58-55	W	4-4-0
WINNIPEG	03/02/07	84-77	W	7-2-0
ALBERTA	03/03/07	88-66	W	6-4-1

### UBC CAREER OVERALL STATS

Season	GP	GS	Min	Avg	FG	FGA	Pct	3FG	3A	Pct	FT	FTA	Pct	Off	Def	Tot	Avg	PF	FO	Ast	TO	Blk	Stl	Pts	Avg
2003-04	9	0	37	4.1	1	6	.167	0	0	.000	10	15	.667	2	3	5	0.6	4	0	0	6	0	1	12	1.3
2004-05	34	0	402	11.8	61	114	.535	0	0	.000	59	80	.738	36	30	66	1.9	48	0	13	27	7	6	181	5.3
2005-06	33	31	778	23.6	125	230	.543	0	0	.000	81	112	.723	65	68	133	4.0	81	4	39	82	13	25	331	10.0
2006-07	36	36	674	18.7	115	226	.509	0	2	.000	76	106	.717	51	68	119	3.3	68	1	43	70	6	21	306	8.5
<b>TOTAL</b>	<b>112</b>	<b>67</b>	<b>1891</b>	<b>16.9</b>	<b>302</b>	<b>576</b>	<b>.524</b>	<b>0</b>	<b>2</b>	<b>.000</b>	<b>226</b>	<b>313</b>	<b>.722</b>	<b>154</b>	<b>169</b>	<b>323</b>	<b>2.9</b>	<b>201</b>	<b>5</b>	<b>95</b>	<b>185</b>	<b>26</b>	<b>53</b>	<b>830</b>	<b>7.4</b>

# #9 Kim Howe



Fifth Year  
Forward  
6-0  
Maple Ridge, BC

Kim started all but four games (injury) this season and is the T-Birds' fourth-leading scorer at 7.7 points per game. As usual, she stepped it up when UBC needs her most, scoring six of the final eight points in a key regular-season win over SFU, and playing big down the stretch drive, including a career game (21 points, 8 rebounds) against Winnipeg to qualify UBC for the nationals. She battled through injuries in 2005-06 but still managed to play a key role in UBC's title run, averaging 5.1 points and 2.5 rebounds per game. Most notably, she scoring a then career-best 17 points in UBC's 62-54 overtime win over top-ranked SFU in Game 2 of the Pacific Division final. Prior to coming to the Point Grey campus, Kim played for Thomas Haney and was an honourable mention all-star at provincials in her Grade 11 year. She was also a member of the U17 provincial team. In the summer of 2005, Kim, another of UBC's Academic All-Canadians, travelled around Europe and took German lessons in Berlin.

	UBC Career Highs	Season Highs
Points:	21 vs. Winnipeg, 03/02/07	21 vs. Winnipeg, 03/02/07
Rebounds:	10 vs. Calgary, 11/05/04	9 at Vic, 01/19/07
Assists:	5 at UVic, 11/19/04	4 (x2) vs. Calgy, 11/04/06
Steals:	4 (x4) vs. TWU, 01/25/07	4 vs. TWU, 01/25/07
Field Goals:	8 (x2) vs. UCFV, 02/10/07	8 vs. UCFV, 02/10/07
FG Attempts:	16 vs. SFU, 02/23/07	16 vs. SFU, 02/23/07
Free Throws:	11 vs. Winnipeg, 03/02/27	11 vs. Winnipeg, 03/02/27
FT Attempts:	14 vs. Winnipeg, 03/02/27	14 vs. Winnipeg, 03/02/27
Minutes:	34 vs. TWU, 01/25/07	34 vs. TWU, 01/25/07

OPPONENT	DATE	SCORE	W/L	P-R-A
vs Guelph	10/13/06	69-60	W	6-7-0
RYERSON	10/14/06	92-35	W	5-2-1
vs McMaster	10/15/06	50-65	L	5-2-1
QUEEN'S	10/20/06	73-36	W	4-7-1
at Trinity Western	10/27/06	86-43	W	7-1-0
SIMON FRASER	10/28/06	61-59	W	2-3-4
LETHBRIDGE	11/03/06	74-64	W	4-4-1
CALGARY	11/04/06	91-77	W	7-3-4
at Fraser Valley	11/10/06	61-50	W	14-3-1
at Fraser Valley	11/11/06	75-48	W	12-1-1
WINNIPEG	11/17/06	80-70	W	4-3-1
MANITOBA	11/18/06	82-68	W	9-5-2
at Thompson Rivers	11/24/06	87-51	W	2-2-1
at Thompson Rivers	11/25/06	85-45	W	7-1-2
VICTORIA	12/02/06	67-53	W	8-3-0
BROCK	12/29/06	70-59	W	8-2-0
TORONTO	12/30/06	72-59	W	7-7-1
LAURENTIAN	12/31/06	93-54	W	3-2-3
SIMON FRASER	01/05/07	71-74	L	0-1-2
at Simon Fraser	01/06/07	62-53	W	11-3-1
at Brandon	01/12/07	73-48	W	6-3-0
at Regina	01/13/07	62-46	W	12-2-2
at Victoria	01/19/07	71-56	W	11-9-3
at Victoria	01/20/07	71-58	W	7-6-2
TRINITY WESTERN	01/25/07	67-55	W	2-4-0
TRINITY WESTERN	01/27/07	89-73	W	19-3-0
at Alberta	02/02/07	71-68	W	8-2-1
at Saskatchewan	02/03/07	76-82	L	7-5-0
THOMPSON RIVERS	02/09/07	84-32	W	6-6-1
FRASER VALLEY	02/10/07	86-65	W	16-2-1
FRASER VALLEY	02/16/07	88-52	W	14-1-1
FRASER VALLEY	02/17/07	68-57	W	8-2-0
SIMON FRASER	02/23/07	73-67	W	12-6-1
SIMON FRASER	02/24/07	58-55	W	4-4-2
WINNIPEG	03/02/07	84-77	W	21-8-3
ALBERTA	03/03/07	88-66	W	6-3-1

## UBC CAREER OVERALL STATS

Season	GP	GS	Min	Avg	FG	FGA	Pct	3FG	3A	Pct	FT	FTA	Pct	Off	Def	Tot	Avg	PF	FO	Ast	TO	Blk	Stl	Pts	Avg
2002-03	22	0	244	11.1	19	48	.396	0	0	.000	8	12	.667	14	17	31	1.4	16	0	7	12	2	7	46	2.1
2003-04	35	25	639	18.3	61	149	.409	0	0	.000	35	67	.522	46	67	113	3.2	50	1	33	37	6	19	157	4.5
2004-05	33	19	676	20.5	65	164	.396	0	1	.000	28	55	.509	45	63	108	3.3	63	1	33	44	14	21	158	4.8
2005-06	30	22	597	19.9	60	167	.359	0	2	.000	27	32	.844	30	54	84	2.8	71	1	33	40	10	27	147	4.9
2006-07	36	32	781	21.7	108	229	.472	1	1	1.000	61	83	.735	50	84	134	3.7	65	1	49	58	15	32	278	7.7
<b>TOTAL</b>	<b>156</b>	<b>98</b>	<b>2937</b>	<b>18.8</b>	<b>313</b>	<b>757</b>	<b>.413</b>	<b>1</b>	<b>4</b>	<b>.250</b>	<b>159</b>	<b>249</b>	<b>.639</b>	<b>185</b>	<b>285</b>	<b>470</b>	<b>3.0</b>	<b>265</b>	<b>4</b>	<b>155</b>	<b>191</b>	<b>47</b>	<b>106</b>	<b>786</b>	<b>5.0</b>

# #10 Kelsey Blair



Fifth Year  
 Post  
 6-1  
 North Vancouver, BC

Kelsey was named a first team Canada West All-Star for the second year in a row after finishing fifth in conference scoring (15.7 points per game), third in rebounding (8.9 per game) and tops in field-goal percentage (58.8). She has started every game for UBC in her five years and will leave as the school's all-time leading scorer and rebounder. In 2005-06, Kelsey was a second team CIS All-Canadian after finishing sixth in CW scoring with 16.6 ppg and second in rebounding with 10 per game. She was also named MVP of the CIS championship. On Oct. 18, 2003, she grabbed 21 rebounds against Laval, the second-highest total in UBC history. In 2002-03, Kelsey was named CIS rookie of the year, starting every game and averaging 11.1 points and 6.7 rebounds. Her parents, Joan and Jim, graduated from UBC and Jim played football for the T-Birds. Kelsey has travelled extensively in Europe with the OutWest summer team run out of Calgary. She is also a two-time Academic All-Canadian.

OPPONENT	DATE	SCORE	W/L	P-R-A
vs Guelph	10/13/06	69-60	W	22-19-2
RYERSON	10/14/06	92-35	W	23-14-3
vs McMaster	10/15/06	50-65	L	15-10-1
QUEEN'S	10/20/06	73-36	W	16-10-1
at Trinity Western	10/27/06	86-43	W	9-7-0
SIMON FRASER	10/28/06	61-59	W	15-6-1
LETHBRIDGE	11/03/06	74-64	W	27-15-2
CALGARY	11/04/06	91-77	W	26-11-4
at Fraser Valley	11/10/06	61-50	W	18-10-1
at Fraser Valley	11/11/06	75-48	W	10-11-2
WINNIPEG	11/17/06	80-70	W	20-12-4
MANITOBA	11/18/06	82-68	W	17-11-1
at Thompson Rivers	11/24/06	87-51	W	18-5-0
at Thompson Rivers	11/25/06	85-45	W	20-9-3
VICTORIA	12/02/06	67-53	W	14-9-2
BROCK	12/29/06	70-59	W	12-10-2
TORONTO	12/30/06	72-59	W	16-9-3
LAURENTIAN	12/31/06	93-54	W	10-0-3
SIMON FRASER	01/05/07	71-74	L	18-6-5
at Simon Fraser	01/06/07	62-53	W	8-5-1
at Brandon	01/12/07	73-48	W	14-14-1
at Regina	01/13/07	62-46	W	4-11-1
at Victoria	01/19/07	71-56	W	16-8-2
at Victoria	01/20/07	71-58	W	11-6-7
TRINITY WESTERN	01/25/07	67-55	W	19-11-2
TRINITY WESTERN	01/27/07	89-73	W	17-9-1
at Alberta	02/02/07	71-68	W	5-3-2
at Saskatchewan	02/03/07	76-82	L	23-9-0
THOMPSON RIVERS	02/09/07	84-32	W	20-9-1
FRASER VALLEY	02/10/07	86-65	W	11-8-3
FRASER VALLEY	02/16/07	88-52	W	10-12-3
FRASER VALLEY	02/17/07	68-57	W	22-7-0
SIMON FRASER	02/23/07	73-67	W	6-8-1
SIMON FRASER	02/24/07	58-55	W	5-7-1
WINNIPEG	03/02/07	84-77	W	6-7-2
ALBERTA	03/03/07	88-66	W	15-7-2

	UBC Career Highs	Season Highs
Points:	29 (x2) vs. Manitoba, 02/15/04	27 vs. Leth, 11/03/06
Rebounds:	21 vs. Laval, 10/18/03	19 vs. Guelph, 10/13/06
Assists:	7 at Vic, 01/20/07	7 at Vic, 01/20/07
Steals:	9 vs. TWU, 11/15/02	3 (x3) vs. UCFV, 02/16/07
Field Goals:	13 (x2) at Brandon, 11/28/03	11 (x2) vs. Calg, 11/04/06
FG Attempts:	21 vs. UCFV, 02/17/07	21 vs. UCFV, 02/17/07
Free Throws:	14 vs. WWU, 10/09/04	8 (x2) vs. SFU, 01/05/07
FT Attempts:	14 vs. WWU, 10/09/04	13 vs. Winnipeg, 11/17/06
Minutes Played:	42 (x2) at SFU, 02/25/06	36 at Sask, 02/03/07

## UBC CAREER OVERALL STATS

Season	GP	GS	Min	Avg	FG	FGA	Pct	3FG	3A	Pct	FT	FTA	Pct	Off	Def	Tot	Avg	PF	FO	Ast	TO	Blk	Stl	Pts	Avg
2002-03	28	28	882	31.5	128	225	.569	0	0	.000	51	92	.554	87	112	199	7.1	49	0	22	42	3	45	307	11.0
2003-04	35	35	1123	32.1	212	379	.559	0	1	.000	84	120	.700	108	195	303	8.7	61	0	41	61	5	54	508	14.5
2004-05	35	35	1011	28.9	169	337	.501	0	1	.000	114	163	.699	96	162	258	7.4	72	0	54	59	10	42	452	12.9
2005-06	33	33	1059	32.1	215	399	.539	0	0	.000	81	124	.653	105	235	340	10.3	51	0	61	61	6	28	511	15.5
2006-07	36	36	1036	28.8	213	390	.546	0	0	.000	112	164	.683	113	212	325	9.0	44	0	70	52	12	33	538	14.9
<b>TOTAL</b>	<b>167</b>	<b>167</b>	<b>5111</b>	<b>30.6</b>	<b>937</b>	<b>1730</b>	<b>.542</b>	<b>0</b>	<b>2</b>	<b>.000</b>	<b>442</b>	<b>663</b>	<b>.667</b>	<b>509</b>	<b>916</b>	<b>1425</b>	<b>8.5</b>	<b>277</b>	<b>0</b>	<b>248</b>	<b>275</b>	<b>36</b>	<b>202</b>	<b>2316</b>	<b>13.9</b>

# #11 Montanna Dunmore



First Year  
Post  
6-1  
Victoria, BC

Montanna recovered her 2005-06 season as a medical redshirt and appeared in 21 games this season off the bench. She came to the Point Grey campus after captaining her Claremont High squad where she was a first team all-star in the city and Island playoffs. Montanna also played two years south of the border at Ballard High in Seattle, and was a member of the South Vancouver Island Basketball Association, travelling to Australia and Fiji. Last season, it was discovered that a previous injury had been misdiagnosed and she had multiple stress fractures. Montanna was born in Jordan in the Middle East.

#### UBC Season Highs

Points: 2 (x3) vs. UCFV, 02/16/07  
Rebounds: 3 at TRU, 11/25/06  
Assists: 2 vs. Laurentian, 12/31/06  
Steals: 1 (x3) vs. UCFV, 02/16/07  
Field Goals: 1 (x3) vs. UCFV, 02/16/07  
FG Attempts: 2 (x3) vs. UCFV, 02/16/07  
Free Throws: 1 vs. UCFV, 02/10/07  
FT Attempts: 2 vs. UCFV, 02/10/07  
Minutes Played: 8 at TRU, 11/24/06

OPPONENT	DATE	SCORE	W/L	P-R-A
vs Guelph	10/13/06	69-60	W	DNP
RYERSON	10/14/06	92-35	W	0-2-0
vs McMaster	10/15/06	50-65	L	DNP
QUEEN'S	10/20/06	73-36	W	0-0-0
at Trinity Western	10/27/06	86-43	W	0-0-0
SIMON FRASER	10/28/06	61-59	W	DNP
LETHBRIDGE	11/03/06	74-64	W	DNP
CALGARY	11/04/06	91-77	W	DNP
at Fraser Valley	11/10/06	61-50	W	DNP
at Fraser Valley	11/11/06	75-48	W	0-1-0
WINNIPEG	11/17/06	80-70	W	0-0-0
MANITOBA	11/18/06	82-68	W	0-0-0
at Thompson Rivers	11/24/06	87-51	W	2-2-0
at Thompson Rivers	11/25/06	85-45	W	0-3-0
VICTORIA	12/02/06	67-53	W	0-0-0
BROCK	12/29/06	70-59	W	DNP
TORONTO	12/30/06	72-59	W	0-1-0
LAURENTIAN	12/31/06	93-54	W	0-0-2
SIMON FRASER	01/05/07	71-74	L	DNP
at Simon Fraser	01/06/07	62-53	W	DNP
at Brandon	01/12/07	73-48	W	1-2-1
at Regina	01/13/07	62-46	W	0-0-0
at Victoria	01/19/07	71-56	W	0-0-0
at Victoria	01/20/07	71-58	W	1-0-0
TRINITY WESTERN	01/25/07	67-55	W	0-0-0
TRINITY WESTERN	01/27/07	89-73	W	DNP
at Alberta	02/02/07	71-68	W	DNP
at Saskatchewan	02/03/07	76-82	L	0-0-0
THOMPSON RIVERS	02/09/07	84-32	W	2-0-0
FRASER VALLEY	02/10/07	86-65	W	1-0-0
FRASER VALLEY	02/16/07	88-52	W	2-0-0
FRASER VALLEY	02/17/07	68-57	W	DNP
SIMON FRASER	02/23/07	73-67	W	DNP
SIMON FRASER	02/24/07	58-55	W	DNP
WINNIPEG	03/02/07	84-77	W	DNP
ALBERTA	03/03/07	88-66	W	0-0-1

#### UBC CAREER OVERALL STATS

Season	GP	GS	Min	Avg	FG	FGA	Pct	3FG	3A	Pct	FT	FTA	Pct	Off	Def	Tot	Avg	PF	FO	Ast	TO	Blk	Stl	Pts	Avg
2005-06	4	0	21	5.3	1	4	.250	0	0	.000	2	2	1.000	0	3	3	0.8	3	0	0	2	0	0	4	1.0
2006-07	21	0	81	3.9	3	12	.250	0	0	.000	3	6	.500	3	8	11	0.5	12	0	4	9	4	3	9	0.4
<b>TOTAL</b>	<b>25</b>	<b>0</b>	<b>102</b>	<b>4.1</b>	<b>4</b>	<b>16</b>	<b>.250</b>	<b>0</b>	<b>0</b>	<b>.000</b>	<b>5</b>	<b>8</b>	<b>.625</b>	<b>3</b>	<b>11</b>	<b>14</b>	<b>0.6</b>	<b>15</b>	<b>0</b>	<b>4</b>	<b>11</b>	<b>4</b>	<b>3</b>	<b>13</b>	<b>0.5</b>

# #12 Devan Lisson



First Year  
Guard  
6-0  
Fredericton, NB

Devan has played an integral role for UBC off the bench this season, coming on strong in the second half of the season and contributing some key minutes and points. Her height (6-0) can cause some challenges for the opposition on the perimeter and she also has good range on her shot. Devan had interest from coast-to-coast, as well as south of the border, but chose to come to UBC. The versatile backcourter led Fredericton High to a 42-3 record overall en route to the Triple A title. She was named the player of the year in New Brunswick's Southwest Conference and is also an academic standout, carrying a 90-plus transcript into her first year. Devan is also a member of the Canadian junior national team, suiting up, along with Megan Pinske, for Canada's U17 select team at the 2005 USA Basketball Women's Youth Development Festival in Colorado Springs. This past summer, the pair helped Canada qualify for the 2007 FIBA U19 World Championship, then they were joined in Mexico City by current teammate Leanne Evans and the trio helped Canada qualify for the 2007 FIBA U21 World Championship.

### UBC Season Highs

Points: 12 vs. Ryerson, 10/14/06  
Rebounds: 5 (x2) at Alberta, 02/02/07  
Assists: 6 vs. Queen's, 10/20/06  
Steals: 2 at TRU, 11/24/06  
Field Goals: 5 vs. Ryerson, 10/14/06  
FG Attempts: 8 (x2) at Regina, 01/13/07  
3pt FGs: 3 at TRU, 11/25/06  
3pt FG Att: 5 (x2) at Brandon, 10/12/07  
Free Throws: 3 at TRU, 11/24/06  
FT Attempts: 3 at TRU, 11/24/06  
Minutes: 25 at SFU, 01/06/07

OPPONENT	DATE	SCORE	W/L	P-R-A
vs Guelph	10/13/06	69-60	W	2-1-1
RYERSON	10/14/06	92-35	W	8-2-1
vs McMaster	10/15/06	50-65	L	6-3-0
QUEEN'S	10/20/06	73-36	W	5-4-0
at Trinity Western	10/27/06	86-43	W	5-3-0
SIMON FRASER	10/28/06	61-59	W	2-3-0
LETHBRIDGE	11/03/06	74-64	W	2-1-0
CALGARY	11/04/06	91-77	W	0-0-0
at Fraser Valley	11/10/06	61-50	W	2-2-1
at Fraser Valley	11/11/06	75-48	W	8-5-0
WINNIPEG	11/17/06	80-70	W	2-1-0
MANITOBA	11/18/06	82-68	W	4-4-0
at Thompson Rivers	11/24/06	87-51	W	3-2-0
at Thompson Rivers	11/25/06	85-45	W	4-3-2
VICTORIA	12/02/06	67-53	W	2-0-0
BROCK	12/29/06	70-59	W	0-2-0
TORONTO	12/30/06	72-59	W	4-1-0
LAURENTIAN	12/31/06	93-54	W	20-3-1
SIMON FRASER	01/05/07	71-74	L	4-5-2
at Simon Fraser	01/06/07	62-53	W	9-4-0
at Brandon	01/12/07	73-48	W	4-5-1
at Regina	01/13/07	62-46	W	7-3-0
at Victoria	01/19/07	71-56	W	2-1-0
at Victoria	01/20/07	71-58	W	4-1-1
TRINITY WESTERN	01/25/07	67-55	W	12-8-0
TRINITY WESTERN	01/27/07	89-73	W	12-2-0
at Alberta	02/02/07	71-68	W	2-2-0
at Saskatchewan	02/03/07	76-82	L	2-0-0
THOMPSON RIVERS	02/09/07	84-32	W	4-3-0
FRASER VALLEY	02/10/07	86-65	W	4-3-1
FRASER VALLEY	02/16/07	88-52	W	0-2-1
FRASER VALLEY	02/17/07	68-57	W	5-3-1
SIMON FRASER	02/23/07	73-67	W	4-0-1
SIMON FRASER	02/24/07	58-55	W	8-4-0
WINNIPEG	03/02/07	84-77	W	0-2-0
ALBERTA	03/03/07	88-66	W	4-6-0

### UBC CAREER OVERALL STATS

Season	GP	GS	Min	Avg	FG	FGA	Pct	3FG	3A	Pct	FT	FTA	Pct	Off	Def	Tot	Avg	PF	FO	Ast	TO	Blk	Stl	Pts	Avg
2006-07	34	1	504	14.8	50	124	.403	27	72	.375	11	15	.733	7	48	55	1.6	17	0	44	43	1	19	138	4.1

# #15 Caitlin Pankratz



Fourth Year  
Forward  
5-10  
Langley, BC

Caitlyn appeared in all 33 games for UBC this season and is an important role player off the bench, often counted on for a tenacious defensive effort and a responsible all-around game. She went 3-for-3 from beyond the arc in a playoff game against Fraser Valley. Caitlyn prepped at highly-regarded Brookwood, the same school Candace Morisset attended, and finishing second at the Triple A provincials in Grade 12 and fourth in Grade 11. She was named a first team provincial all-star in Grade 12 and a second team all-star in Grade 11. Caitlyn was a Centre for Performance member and a two-time HSBC Classic tournament MVP. She is also a three-time Academic All-Canadian.

	UBC Career Highs	Season Highs
Points:	12 at Brandon, 11/19/05	11 vs. UCFV, 02/16/07
Rebounds:	6 (x4) vs. McMaster, 10/15/06	6 vs. McMaster, 10/15/06
Assists:	6 vs. Alberta, 12/30/04	3 (x2) vs. UCFV, 02/17/07
Steals:	5 vs. Cariboo, 10/02/04	3 (x3) at Brandon, 01/12/07
Field Goals:	4 (x2) at Brandon, 11/19/05	3 vs. UCFV, 02/16/07
FG Attempts:	8 vs. TRU, 11/11/05	5 (x2) vs. UCFV, 02/16/07
3pt FGs:	3 (x2) vs. UCFV, 02/16/07	3 vs. UCFV, 02/16/07
3pt FG Att:	4 (x2) vs. Ryerson, 10/14/06	4 vs. Ryerson, 10/14/06
Free Throws:	7 at Regina, 01/13/07	7 at Regina, 01/13/07
FT Attempts:	8 at SFU, 02/24/06	7 at Regina, 01/13/07
Minutes Played:	29 vs. TRU, 11/11/05	21 at Regina, 01/13/07

OPPONENT	DATE	SCORE	W/L	P-R-A
vs Guelph	10/13/06	69-60	W	0-1-1
RYERSON	10/14/06	92-35	W	2-3-1
vs McMaster	10/15/06	50-65	L	1-6-0
QUEEN'S	10/20/06	73-36	W	2-4-3
at Trinity Western	10/27/06	86-43	W	5-0-2
SIMON FRASER	10/28/06	61-59	W	0-0-0
LETHBRIDGE	11/03/06	74-64	W	DNP
CALGARY	11/04/06	91-77	W	0-1-2
at Fraser Valley	11/10/06	61-50	W	0-2-2
at Fraser Valley	11/11/06	75-48	W	0-2-0
WINNIPEG	11/17/06	80-70	W	DNP
MANITOBA	11/18/06	82-68	W	0-2-0
at Thompson Rivers	11/24/06	87-51	W	5-3-2
at Thompson Rivers	11/25/06	85-45	W	0-3-0
VICTORIA	12/02/06	67-53	W	4-2-2
BROCK	12/29/06	70-59	W	2-2-1
TORONTO	12/30/06	72-59	W	0-2-0
LAURENTIAN	12/31/06	93-54	W	3-4-1
SIMON FRASER	01/05/07	71-74	L	2-0-0
at Simon Fraser	01/06/07	62-53	W	0-1-0
at Brandon	01/12/07	73-48	W	0-2-2
at Regina	01/13/07	62-46	W	9-2-1
at Victoria	01/19/07	71-56	W	6-1-1
at Victoria	01/20/07	71-58	W	0-0-0
TRINITY WESTERN	01/25/07	67-55	W	3-2-0
TRINITY WESTERN	01/27/07	89-73	W	1-2-2
at Alberta	02/02/07	71-68	W	DNP
at Saskatchewan	02/03/07	76-82	L	0-1-0
THOMPSON RIVERS	02/09/07	84-32	W	2-2-0
FRASER VALLEY	02/10/07	86-65	W	4-2-2
FRASER VALLEY	02/16/07	88-52	W	11-3-0
FRASER VALLEY	02/17/07	68-57	W	0-3-3
SIMON FRASER	02/23/07	73-67	W	0-0-0
SIMON FRASER	02/24/07	58-55	W	0-0-1
WINNIPEG	03/02/07	84-77	W	2-0-0
ALBERTA	03/03/07	88-66	W	3-2-0

## UBC CAREER OVERALL STATS

Season	GP	GS	Min	Avg	FG	FGA	Pct	3FG	3A	Pct	FT	FTA	Pct	Off	Def	Tot	Avg	PF	FO	Ast	TO	Blk	Stl	Pts	Avg
2003-04	28	0	197	7.0	7	12	.583	2	4	.500	7	14	.500	6	12	18	0.6	25	0	13	25	1	8	23	0.8
2004-05	35	3	577	16.5	21	65	.323	6	26	.231	23	31	.742	32	40	72	2.1	47	0	38	33	3	20	71	2.0
2005-06	30	1	546	18.2	29	70	.414	8	28	.286	19	30	.633	41	39	80	2.7	31	0	43	41	2	25	85	2.8
2006-07	33	0	333	10.1	16	52	.308	7	24	.292	28	37	.757	28	32	60	1.8	27	0	29	24	2	26	67	2.0
<b>TOTAL</b>	<b>126</b>	<b>4</b>	<b>1653</b>	<b>13.1</b>	<b>73</b>	<b>199</b>	<b>.367</b>	<b>23</b>	<b>82</b>	<b>.280</b>	<b>77</b>	<b>112</b>	<b>.688</b>	<b>107</b>	<b>123</b>	<b>230</b>	<b>1.8</b>	<b>130</b>	<b>0</b>	<b>123</b>	<b>123</b>	<b>8</b>	<b>79</b>	<b>246</b>	<b>2.0</b>

# #21 Katie Ward



Third Year  
Post  
6-5  
Calgary, AB

Katie became one of the tallest players in the history of CIS women's basketball as she stepped on to the court for UBC this season. She is an important presence in the middle for the Thunderbirds, blocking or altering a lot of shots, and she can be a challenge to defend with a good jump shot to go with her obvious inside advantage. A transfer from NCAA Division 1 Illinois State, she made 30 appearances off the bench over two seasons there. Prior to heading south, she prepped at St. Mary's High in Calgary where she led her team with 17 points, 12 rebounds and seven blocks per game. She was a provincial all-star in basketball and her school's MVP in volleyball.

#### UBC Season Highs

Points: 20 vs. Laurentian, 12/31/06  
Rebounds: 8 vs. TWU, 01/25/07  
Assists: 2 (x2) vs. SFU, 01/05/07  
Steals: 2 (x2) at Regina, 01/13/07  
Field Goals: 9 vs. Laurentian, 12/31/06  
FG Attempts: 11 vs. Laurentian, 12/31/06  
Free Throws: 2 (x7) vs. UCFV, 02/10/07  
FT Attempts: 4 vs. Queen's, 10/20/06  
Minutes Played: 19 vs. Laurentian, 12/31/06

OPPONENT	DATE	SCORE	W/L	P-R-A
vs Guelph	10/13/06	69-60	W	2-1-1
RYERSON	10/14/06	92-35	W	8-2-1
vs McMaster	10/15/06	50-65	L	6-3-0
QUEEN'S	10/20/06	73-36	W	5-4-0
at Trinity Western	10/27/06	86-43	W	5-3-0
SIMON FRASER	10/28/06	61-59	W	2-3-0
LETHBRIDGE	11/03/06	74-64	W	2-1-0
CALGARY	11/04/06	91-77	W	0-0-0
at Fraser Valley	11/10/06	61-50	W	2-2-1
at Fraser Valley	11/11/06	75-48	W	8-5-0
WINNIPEG	11/17/06	80-70	W	2-1-0
MANITOBA	11/18/06	82-68	W	4-4-0
at Thompson Rivers	11/24/06	87-51	W	3-2-0
at Thompson Rivers	11/25/06	85-45	W	4-3-2
VICTORIA	12/02/06	67-53	W	2-0-0
BROCK	12/29/06	70-59	W	0-2-0
TORONTO	12/30/06	72-59	W	4-1-0
LAURENTIAN	12/31/06	93-54	W	20-3-1
SIMON FRASER	01/05/07	71-74	L	4-5-2
at Simon Fraser	01/06/07	62-53	W	9-4-0
at Brandon	01/12/07	73-48	W	4-5-1
at Regina	01/13/07	62-46	W	7-3-0
at Victoria	01/19/07	71-56	W	2-1-0
at Victoria	01/20/07	71-58	W	4-1-1
TRINITY WESTERN	01/25/07	67-55	W	12-8-0
TRINITY WESTERN	01/27/07	89-73	W	12-2-0
at Alberta	02/02/07	71-68	W	2-2-0
at Saskatchewan	02/03/07	76-82	L	2-0-0
THOMPSON RIVERS	02/09/07	84-32	W	4-3-0
FRASER VALLEY	02/10/07	86-65	W	4-3-1
FRASER VALLEY	02/16/07	88-52	W	0-2-1
FRASER VALLEY	02/17/07	68-57	W	5-3-1
SIMON FRASER	02/23/07	73-67	W	4-0-1
SIMON FRASER	02/24/07	58-55	W	8-4-0
WINNIPEG	03/02/07	84-77	W	0-2-0
ALBERTA	03/03/07	88-66	W	4-6-0

#### UBC CAREER OVERALL STATS

Season	GP	GS	Min	Avg	FG	FGA	Pct	3FG	3A	Pct	FT	FTA	Pct	Off	Def	Tot	Avg	PF	FO	Ast	TO	Blk	Stl	Pts	Avg
2006-07	36	0	368	10.2	73	160	.456	0	0	.000	20	29	.690	37	57	94	2.6	61	1	14	35	31	16	166	4.6

# #22 Leanne Evans



Second Year  
Forward  
6-2  
Port Moody, BC

Leanne led the league with 0.33 rebounds per minutes this season and also impacted the game with her shot blocking and offensive abilities. She donned the blue and gold this season after sitting as a redshirt transfer in 2005-06, coming to UBC from NCAA Division 1 Southeast Missouri State where she played one season and appeared in 27 games for the Redhawks. Before that, she helped Port Moody to a third-place finish at the 2004 Triple A tournament and was named top defensive player as well as a first team all-star. She was a member of the Canadian junior national team that won bronze at the 2004 FIBA Americas and qualified for the world junior championship for the first time ever, eventually finishing ninth in Tunisia in 2005. This past summer, she played for the U20 national team along with incoming players Devon Lisson and Megan Pinske. That squad qualified for the 2007 FIBA U21 World Championship. Pinske went to the same high school as Leanne, Port Moody Senior Secondary.

### UBC Season Highs

Points: 14 (x2) vs. UCFV, 02/16/07  
Rebounds: 10 (x2) vs. UCFV, 02/10/07  
Assists: 3 at UCFV, 11/11/06  
Steals: 2 (x5) vs. TRU, 02/09/07  
Field Goals: 6 vs. Guelph, 10/13/06  
FG Attempts: 12 vs. Guelph, 10/13/06  
Free Throws: 8 vs. UCFV, 02/16/07  
FT Attempts: 13 vs. UCFV, 02/16/07  
Minutes: 30 vs. SFU, 01/05/07

OPPONENT	DATE	SCORE	W/L	P-R-A
vs Guelph	10/13/06	69-60	W	14-9-2
RYERSON	10/14/06	92-35	W	6-5-0
vs McMaster	10/15/06	50-65	L	4-0-0
QUEEN'S	10/20/06	73-36	W	2-6-0
at Trinity Western	10/27/06	86-43	W	6-2-1
SIMON FRASER	10/28/06	61-59	W	2-7-0
LETHBRIDGE	11/03/06	74-64	W	3-1-1
CALGARY	11/04/06	91-77	W	10-6-0
at Fraser Valley	11/10/06	61-50	W	4-4-2
at Fraser Valley	11/11/06	75-48	W	2-6-3
WINNIPEG	11/17/06	80-70	W	4-5-0
MANITOBA	11/18/06	82-68	W	4-7-1
at Thompson Rivers	11/24/06	87-51	W	6-4-1
at Thompson Rivers	11/25/06	85-45	W	9-1-1
VICTORIA	12/02/06	67-53	W	2-10-0
BROCK	12/29/06	70-59	W	7-8-0
TORONTO	12/30/06	72-59	W	8-6-0
LAURENTIAN	12/31/06	93-54	W	10-5-1
SIMON FRASER	01/05/07	71-74	L	5-8-1
at Simon Fraser	01/06/07	62-53	W	5-6-0
at Brandon	01/12/07	73-48	W	2-4-0
at Regina	01/13/07	62-46	W	3-4-0
at Victoria	01/19/07	71-56	W	2-2-0
at Victoria	01/20/07	71-58	W	9-5-2
TRINITY WESTERN	01/25/07	67-55	W	2-1-0
TRINITY WESTERN	01/27/07	89-73	W	8-7-1
at Alberta	02/02/07	71-68	W	10-9-1
at Saskatchewan	02/03/07	76-82	L	4-5-1
THOMPSON RIVERS	02/09/07	84-32	W	7-9-0
FRASER VALLEY	02/10/07	86-65	W	11-10-2
FRASER VALLEY	02/16/07	88-52	W	14-7-2
FRASER VALLEY	02/17/07	68-57	W	8-7-0
SIMON FRASER	02/23/07	73-67	W	8-0-0
SIMON FRASER	02/24/07	58-55	W	2-5-0
WINNIPEG	03/02/07	84-77	W	2-3-0
ALBERTA	03/03/07	88-66	W	6-2-0

### UBC CAREER OVERALL STATS

Season	GP	GS	Min	Avg	FG	FGA	Pct	3FG	3A	Pct	FT	FTA	Pct	Off	Def	Tot	Avg	PF	FO	Ast	TO	Blk	Stl	Pts	Avg
2006-07	36	4	566	15.7	82	200	.410	0	1	.000	47	95	.495	67	119	186	5.2	98	2	23	74	40	22	211	5.9

## ALL-TIME HONOURS

### Canada West All-Stars

Year	Player	Team
2006-07	Erica McGuinness	First
	Kelsey Blair	Second
2005-06	Kelsey Blair	First
2004-05	Sheila Townsend	First
2003-04	Carrie Watson	First
2002-03	Sheila Townsend	First
2001-02	Carrie Rogers	Second
2000-01	Stacy Reykdal	Second
1999-00	Jessica Mills	First
	Julie Smulders	Second
1998-99	Jessica Mills	First
1997-98	Laura Esmail	First
	Jessica Mills	Second
1996-97	Laura Esmail	Second
1995-96	Kimberly Phipps	First
1994-95	Adair Duncan	First
	Wendy Palmer	Second
1993-94	Carrie Carlsen	First
	Adair Duncan	Second
1992-93	Lisa Nickle	First
1991-92	Lisa Nickle	First
	Cheryl Kinton	Second
1990-91	Jana Jordan	Second
1989-90	Tessa Vaig	Second
1988-89	Tessa Vaig	First
	Roj Johal	Second
1987-88	None	-
1986-87	None	-
1985-86	Nadine Fedoruk	Second
	Collette Pilloud	Second
1984-85	Nadine Fedoruk	Second
1983-84	Cathy Bultitude	First
1981-82	Cathy Bultitude	Second
1980-81	Cathy Bultitude	Second
1979-80	Agnes Baker	Second
1977-78	Margot McCullough	Second
1974-75	Carol Turney	First
1973-74	Carol Turney	First
	Liz Silcott	First
	Bev Barnes	Second

### Canada West All-Rookie Team

Year	Player
2003-04	Cait Haggarty
	Erica McGuinness
2002-03	Kelsey Blair
1999-00	Carrie Watson
1998-99	Jen McLeod
	Julie Smulders
1997-98	Amy Jonker
1994-95	Priscilla Reddy
1991-92	Claire Polomark

### Canada West Player of the Year

Year	Player
1998-99	Jessica Mills

### Canada West Rookie of the Year

Year	Player
2003-04	Cait Haggarty
2002-03	Kelsey Blair

### Canada West Defensive Player of the Year

Year	Player
2003-04	Carrie Watson

### Canada West Coach of the Year

Year	Coach
2003-04	Deb Huband

### CIS All-Canadians

Year	Player	Team
2005-06	Kelsey Blair	Second
2004-05	Sheila Townsend	Second
2003-04	Carrie Watson	Second
1999-00	Jessica Mills	First
1998-99	Jessica Mills	First

### CIS All-Rookie Team

Year	Player
2003-04	Cait Haggarty
2002-03	Kelsey Blair

### Major CIS Award Winners

#### CIS Championship MVP

2005-06	Kelsey Blair
2003-04	Carrie Watson

#### CIS Tournament All-Stars

2005-06	Kelsey Blair
	Erica McGuinness
2003-04	Carrie Watson
	Sheila Townsend

#### Nan Copp Award

(CIS women's basketball player of the year)  
None first awarded in 1979-80

#### Defensive Player of the Year

2003-04	Carrie Watson
---------	---------------

#### Rookie of the Year

2002-03	Kelsey Blair
---------	--------------

#### Peter Ennis Award

(CIS women's basketball coach of the year)  
2003-04 Deb Huband

#### Sylvia Sweeny - TSN Award

(achievement in basketball, academics and community involvement)

1994-95	Adair Duncan
---------	--------------

#### Tracy MacLeod Award

(determination, perseverance and unwaivering spirit)  
none first awarded in 1996-97



Carrie Watson in the 2003 national final. **RICHARD LAM**

# UBC RECORD BOOK

## Canada West Season Records

Category	Record	Player	Season
Best Points Per Game Avg:	21.1	Carol Turney (18 games)	1974-75
Most Points Scored:	381	Carol Turney (18 games)	1974-75
Most Field Goal Attempts:	364	Liz Silcott (20 games)	1973-74
Most Field Goals:	154	Carol Turney (18 games)	1974-75
Most Three Point Attempts:	163	Lisa Nickle (20 games)	1992-93
Most Three Pointers:	55	Lisa Nickle (20 games)	1992-93
Best Three Point Percentage:	45.8	Raj Johal (20 games)	1988-89
Most Steals:	55	Carrie Watson (20 games)	2003-04
Most Free Throws Scored:	87	Lisa Nickle (20 games)	1992-93
Most Rebounds:	213	Cheryl Kinton (20 games)	1991-92
Most Assists:	101	Cait Haggarty (23 games)	2006-07

## Overall Season Records

Category	Record	Player	Season
Most Points Scored:	614	Jessica Mills (34 games)	1998-99
Most Field Goal Attempts:	495	Raj Johal (34 games)	1988-89
Most Field Goals:	256	Jessica Mills (34 games)	1998-99
Best Field Goal Percentage:	63.5	Jana Jordan (35 games)	1988-89
Most Three Point Attempts:	225	Lisa Nickle (29 games)	1992-93
Most Three Pointers:	81	Lisa Nickle (29 games)	1992-93
Best Three Point Percentage:	51.8	Charmene Adams (32 games)	1999-00
Most Steals:	90	Carrie Watson (28 games)	2002-03
Most Free Throws Made:	123	Lisa Nickle (29 games)	1992-93
Best Free Throw Percentage:	89.2	Wendi Palmer (29 games)	1993-94
Most Rebounds:	340	Kelsey Blair (33 games)	2005-06
Rebounds Per Game Avg:	10.3	Kelsey Blair (33 games)	2005-06
Most Assists:	154	Cait Haggarty (current)	2006-07

## Single Game Records

Category	Record	Player	Date
Most Points:	39	Lisa Nickle	Feb. 12, 1993
	37	Carol Turney	1974-75
	34	Adair Duncan	1994-95
	32	Jessica Mills	1999-00
	32	Lisa Nickle	1990-91
	30	Margot McCullough	Feb. 16, 1979
Most Field Goals Attempted:	15	Lisa Nickle	Nov. 8, 1991
	15	Adair Duncan (9-for-10)	Nov. 19, 1993
	15	Jessica Mills (9-for-10)	Jan. 22, 2000
	15	Kelsey Blair (9-for-10)	Nov. 18, 2005
	16	Lisa Nickle	Nov. 13, 1992
	16	Lisa Nickle	Jan. 30, 1992
Most Three Point Attempts:	8	Lisa Nickle	Jan. 30, 1992
	14	Lisa Nickle	Jan. 30, 1992
	100	Lisa Nickle (14-14)	Jan. 30, 1992
	100	Kelsey Blair (14-14)	Nov. 9, 2004
	24	Margot McCullough	Feb. 16, 1979
	21	Kelsey Blair	2003-04
Most Three Pointers:	20	Agnes Baker	1979-80
	19	Margot McCullough	1978-79
	17	Cheryl Kinton	1992-93
	11	Julie Smulders	Feb. 4, 2000
	10	Charmene Adams	Dec. 31, 2000
	10	Carrie Watson	2003-04
Most Free Throws Scored:	10	Charmene Adams	2001-02
	10	Jana Jordan	1990-91
	10	Carrie Watson	Jan. 26, 2002
	9	Kelsey Blair	2002-03
	9	Carrie Watson	2002-03
	9	Carrie Watson	2002-03
Best Free Throw Percentage:	100	Lisa Nickle (14-14)	Jan. 30, 1992
	100	Kelsey Blair (14-14)	Nov. 9, 2004
	24	Margot McCullough	Feb. 16, 1979
	21	Kelsey Blair	2003-04
	20	Agnes Baker	1979-80
	19	Margot McCullough	1978-79
Most Rebounds:	17	Cheryl Kinton	1992-93
	11	Julie Smulders	Feb. 4, 2000
	10	Charmene Adams	Dec. 31, 2000
	10	Carrie Watson	2003-04
	10	Charmene Adams	2001-02
	10	Jana Jordan	1990-91
Most Assists:	10	Carrie Watson	Jan. 26, 2002
	9	Kelsey Blair	2002-03
	9	Carrie Watson	2002-03
	10	Carrie Watson	2002-03
	10	Carrie Watson	2002-03
	9	Carrie Watson	2002-03

## Career Records

Category	Record	Player	Year
Most Points:	2,316	Kelsey Blair	2002-current
	1,993	Jessica Mills	1995-00
	1,821	Erica McGuinness	2003-current
	1,631	Sheila Townsend	2001-05
Most Rebounds:	1,425	Kelsey Blair	2002-current



Two-time Canada West all-star Lisa Nickle still holds numerous UBC records.



Kelsey Blair passed Jessica Mills (1,993 points) as UBC's all-time leading scorer this season.

## Team Records

Most Points in a Single Game  
112 vs. Brandon, Oct. 29, 1999



## SEASON-BY-SEASON CONFERENCE LEADERS

\*indicates they led the conference

### SCORING

Season	Player	GP	Pts	Avg.
2006-07	Erica McGuinness	21	374	17.0
2005-06	Erica McGuinness	18	307	17.1
2004-05	Sheila Townsend	20	338	16.9
2003-04	Kelsey Blair	20	312	15.6
2002-03	Sheila Townsend	20	340	17.0
2001-02	Carrie Rodgers	18	234	13.0
1999-00	Jessica Mills	20	366	18.3
1998-99	Jessica Mills	20	339	17.0
1997-98	Jessica Mills	20	302	15.1
1996-97	Laura Esmail	20	274	13.7
1995-96	Kimberly Phipps	20	266	13.3
1994-95	Adair Duncan	20	356	17.8
1993-94	Carrie Carlson	20	292	14.6
1992-93	Lisa Nickle	20	370	18.5
1991-92	Lisa Nickle	20	293	14.7
1990-91	Jana Jordan	20	259	12.9
1989-90	Tessa Valg	20	276	13.8
1988-89	Raj Johal	20	303	15.1
1987-88	Sue MacPherson	20	217	10.8
1986-87	Colette Pilloud	10	105	10.5
1985-86	Nadine Fedorak	10	124	12.4
1984-85	Nadine Fedorak	10	142	14.2
1983-84	Cathy Bultitude	10	146	14.6
1982-83	Nadine Fedorak	10	153	15.3
1981-82	Cathy Bultitude	20	260	13.0
1980-81	Cathy Bultitude	20	218	10.9
1979-80	Agnes Baker	20	274	13.7
1978-79	Margot McCullough	20	240	12.0
1977-78	Margot McCullough	20	212	10.6
1976-77	Louisa Zerbe	20	309	15.4
1975-76	Sharon Williams	20	201	10.0
1974-75	Carol Turney	18	381	21.1*
1973-74	Liz Silcott	20	343	17.1*
1972-73	Liz Silcott	12	153	12.8

1983-84	Cathy Bultitude	60	126	.476
1982-83	Delia Douglas	43	99	.434
1981-82	Peggy Donaldson	51	124	.411
1980-81	Cathy Bultitude	92	240	.383
1979-80	Cathy Bultitude	70	160	.437
1978-79	Jane Waddell	51	124	.401
1977-78	Jane Broatch	47	105	.448
1976-77	Jane Broatch	68	168	.405
1975-76	Judi Ruby	66	167	.395
1974-75	Kathy Burdett	95	203	.467*
1973-74	Kathy Burdett	54	145	.435*

### THREE-POINT PCT.

Season	Player	M	Att	Pct.
2006-07	Erica McGuinness	39	88	.443*
2005-06	Erica McGuinness	26	66	.394
2004-05	Sheila Townsend	20	39	.513*
2003-04	Cait Haggerty	13	36	.361
2002-03	Sheila Townsend	25	68	.368
2001-02	Charmene Adams	25	60	.417
2000-01	Charmene Adams	30	78	.385
1999-00	Carrie Rogers	34	91	.374
1998-99	Charmene Adams	10	28	.357
1997-98	Laura Esmail	17	52	.327
1996-97	Laura Esmail	16	49	.327
1995-96	Michelle Davey	22	50	.440
1994-95	Lori Kemp	12	37	.324
1993-94	Carrie Carlson	11	27	.407
1992-93	Lisa Nickle	55	163	.337
1991-92	Jenny Mann	16	35	.457
1990-91	Lisa Nickle	38	95	.400
1989-90	Jennifer Smallridge	12	33	.363
1988-89	Raj Johal	11	24	.458
1987-88	Sue MacPherson	9	18	.500
1986-87	Colette Pilloud	8	25	.320

### FIELD-GOAL PCT.

Season	Player	M	Att	Pct.
2006-07	Kelsey Blair	141	240	.588*
2005-06	Julie Little	88	153	.575
2004-05	Kelsey Blair	93	185	.495
2003-04	Kelsey Blair	126	232	.543
2002-03	Kelsey Blair	92	161	.571
2001-02	Carlee St. Denis	62	124	.500
1999-00	Jessica Mills	142	246	.577
1998-99	Jessica Mills	148	258	.597*
1997-98	Jessica Mills	124	213	.582
1996-97	Jessica Mills	80	141	.567*
1995-96	Priscilla Reddy	36	62	.581*
1994-95	Kimberly Phipps	51	108	.472
1993-94	Laura Esmail	51	118	.432
1992-93	Adair Duncan	51	100	.510
1991-92	Tiffany Chester	34	80	.425
1990-91	Devanee Peterson	67	141	.475
1989-90	Sue MacPherson	73	161	.453
1988-89	Val Philpot	42	94	.447
1987-88	Daphne Armstrong	45	86	.523
1986-87	Teresa DeBou	42	107	.392
1985-86	Andrea Belczyk	40	71	.563
1984-85	Delia Douglas	37	81	.456

### FREE-THROW PCT.

Season	Player	M	Att	Pct.
2006-07	Erica McGuinness	69	84	.821
2005-06	Erica McGuinness	69	80	.863*
2004-05	Sheila Townsend	64	79	.810
2003-04	Kelsey Blair	60	80	.750
2002-03	Carrie Watson	55	74	.743
2001-02	Carrie Rogers	46	50	.920*
2000-01	Sheila Townsend	41	51	.814
1999-00	Jessica Mills	82	114	.719
1998-99	Jennifer MacLeod	55	82	.671
1997-98	Jessica Mills	54	75	.720
1996-97	Trixie Cruz	49	62	.790
1995-96	Lori Kemp	61	78	.782
1994-95	Wendy Palmer	68	83	.819
1993-94	Lisa Nickle	36	42	.857*
1992-93	Lisa Nickle	87	107	.813
1991-92	Lisa Nickle	68	86	.791
1990-91	Jana Jordan	47	55	.854
1989-90	Tessa Valg	44	56	.785
1988-89	Tessa Valg	37	47	.787
1987-88	Sue MacPherson	54	84	.642
1986-87	Collete Pilloud	17	24	.708
1985-86	Nadine Fedorak	32	38	.842
1984-85	Delia Douglas	31	38	.815

1983-84	Delia Douglas	13	19	.684
1982-83	Natalie Johnson	15	22	.681
1981-82	Delia Douglas	34	54	.629
1980-81	Cathy Bultitude	34	68	.500
1979-80	Jane Waddell	40	61	.655
1978-79	Margot McCullough	52	83	.626
1977-78	Margot McCullough	40	70	.571
1976-77	Louisa Zerbe	75	106	.708
1975-76	Judi Ruby	50	78	.641
1974-75	Carol Turney	73	107	.682
1973-74	Carol Turney	47	70	.671

#### REBOUNDED

Season	Player	GP	R	Avg.
2006-07	Kelsey Blair	21	205	8.9
2005-06	Kelsey Blair	20	200	10.0
2004-05	Kelsey Blair	20	139	7.0
2003-04	Kelsey Blair	20	175	8.8
2002-03	Kelsey Blair	20	133	6.7
2001-02	Annemarie Krygsveld	20	89	4.5
1999-00	Jessica Mills	20	128	6.4
1998-99	Jessica Mills	20	94	4.7
1997-98	Erin Fennell	19	89	4.7
1996-97	Laura Esmail	20	94	4.7
1995-96	Carmel Burke	20	110	5.5
1994-95	Adair Duncan	20	157	7.7
1993-94	Adair Duncan	20	128	6.3
1992-93	Elissa Beckett	20	117	5.9
1991-92	Cheryl Kinton	20	213	10.7
1990-91	Jana Jordan	20	112	5.6
1989-90	Tessa Valg	20	106	5.3
1988-89	Tracy MacDonald	19	100	5.2
1987-88	Sue MacPherson	20	88	4.4
1986-87	Colette Pilloud	10	72	7.2
1985-86	Andrea Belczyk	10	67	6.7
1984-85	Nadine Fedorak	10	46	4.6
1983-84	Nadine Fedorak	10	53	5.3
1982-83	Colette Pilloud	10	85	8.5
1981-82	Cathy Bultitude	20	131	6.6
1980-81	Audrey Vandervelden	20	144	7.2
1979-80	Agnes Baker	20	200	10
1978-79	Margot McCullough	20	187	9.4
1977-78	Margot McCullough	20	202	10.1
1976-77	Louise Zerbe	20	152	7.6
1975-76	Lousia Zerbe	16	117	7.3
1974-75	Carol Turney	18	179	9.9
1973-74	Carol Turney	20	136	6.8

#### STEALS

Season	Player	GP	S	Avg.
2006-07	Cait Haggarty	23	44	1.91
2005-06	Cait Haggarty	20	48	2.40
2004-05	Sheila Townsend	20	48	2.40
2003-04	Carrie Watson	20	54	2.70
2002-03	Carrie Watson	20	56	2.80
2001-02	Carrie Rogers	18	40	2.22
1999-00	Julie Smulders	20	40	2.00
1998-99	Julie Smulders	20	38	1.90
1997-98	J.J. Rawlinson	20	26	1.30
1996-97	J.J. Rawlinson	20	28	1.40
1995-96	Lori Kemp	20	29	1.50

#### ASSISTS

Season	Player	GP	A	Avg.
2006-07	Cait Haggarty	23	101	4.39
2005-06	Erica McGuinness	18	69	3.83
2004-05	Sheila Townsend	20	74	3.70
2003-04	Sheila Townsend	12	38	3.17
2002-03	Sheila Townsend	20	75	3.75
2001-02	Charmene Adams	14	70	5.00
1999-00	Julie Smulders	20	77	3.90
1998-99	Charmene Adams	20	56	2.80
1997-98	J.J. Rawlinson	20	58	2.90
1996-97	Trixie Cruz	20	80	4.00
1995-96	Trixie Cruz	20	65	3.30
1994-95	Tiffany Chester	20	72	3.60
1993-94	Tiffany Chester	20	76	3.80
1992-93	Lisa Nickle	20	70	3.50
1991-92	Lisa Nickle	20	59	3.00
1990-91	Jana Jordan	20	77	3.85
1989-90	Jana Jordan	20	37	1.85
1988-89	Raj Johal	20	64	3.20
1987-88	Sue MacPherson	20	69	3.45
1986-87	Colette Pilloud	10	20	2.00



Senior national team member Sheila Townsend led the T-Birds in scoring in 2004-05. **RICHARD LAM**



# THUNDERBIRD HISTORY

The UBC Thunderbirds are making their eighth trip to the national tournament since an exclusive university women's basketball league was established in 1971-72. UBC, which has now won two of the last three CIS banners, claimed the first three national championships from 1972-74 during the golden age of basketball on the Point Grey campus. Thunderbird teams actually won four straight national titles if one counts their '69-70 title when the championship still included top Senior 'A' teams along with varsity squads.

UBC is 13-3 in five previous appearances and claimed gold its last time out in 2005-06 at UNB. In 2003-04, they snapped a 30-year drought with a win over Regina in the national final in Winnipeg.

UBC dominated women's basketball in the late 60s and early 70s, winning six Western Canadian and Canada West Championships and four national championships from 1969-75. The '69-70 team, which was inducted into the UBC Sports Hall of Fame, was coached by former Thunderbird greats Ken Shields and Norm Vickery and went 32-6 en route to the national Senior 'A' title. Lean times soon followed, however, and from 1977-87, UBC was a dismal 20-150 overall, enduring three winless seasons. Since coach Huband took over in 1995-96, the T-Birds have regained respectability, working their way up from three sub-.500 seasons (1995-98) to their first trip to the national tournament in 10 years and then a pair of CIS championships.

UBC hasn't finished below .500 during a regular season since 1997-98 and has won at least 11 conference games in each season since, including 14, 13, 16, 17 and 21 conference wins in the last five seasons. The T-Birds have also been a mainstay in the national rankings, sitting at No. 1 for the last two weeks of this season.

## UBC HEAD-TO-HEAD AT CIS CHAMPIONSHIPS

Bishop's	1-0
Cape Breton	1-0
Concordia	0-1
Dalhousie	1-0
Laurentian	0-1
Manitoba	1-1
UNB	2-0
Ottawa	1-0
Regina	1-0
Simon Fraser	2-0
Western	1-0
Winnipeg	1-0
York	1-0



Season	GP	W	L	PF	PA	Pts	Finish	Playoffs	Coach
2005-06	20	17	3	1356	1082	34	2nd, CW	CIS Champions	Deb Huband
2004-05	20	12	8	1298	1134	24	4th, CW	Lost to UVIC 63-56 in CW Bronze Medal game	Deb Huband
2003-04	20	16	4	1327	1104	32	2nd, CW	CIS Champions	Deb Huband
2002-03	20	13	7	1332	1148	26	5th, CW	Lost 2-0 to Calgary in CW Quarterfinals	Deb Huband
2001-02	20	14	6	1324	1196	28	4th, CW	Lost 2-0 to Winnipeg in CW Quarterfinals	Deb Huband
2000-01	22	11	11	-	-	22	4th, CW	Lost 2-0 to UVic in CW Semifinals	Deb Huband
1999-00	20	12	8	1413	1132	24	5th, CW	Lost 2-0 to UVic in CW Semifinals	Deb Huband
1998-99	20	10	10	1206	1182	20	4th, CW	Lost 2-0 to UVic in CW Semifinals	Deb Huband
1997-98	20	9	11	1302	1229	18	4th, CW	Lost 2-0 to UVic in CW Semifinals	Deb Huband
1996-97	20	8	12	1222	1239	16	4th, CW	Lost 2-0 to UVic in CW Semifinals	Deb Huband
1995-96	20	9	11	1292	1331	18	4th, CW	Lost 2-0 to UVic in CW Semifinals	Deb Huband
1994-95	20	13	7	1342	1290	26	2nd, CW	Lost 3-0 to UVic in CW Finals	Misty Thomas
1993-94	20	13	7	1455	1293	26	3rd, CW	Won CW. Eliminated in Round Robin at Nationals	Misty Thomas
1992-93	20	8	12	1409	1420	16	4th, CW	Lost to Calgary in CW Final Four 3rd place game	Misty Thomas
1991-92	20	10	10	1321	1383	20	3rd, CW	Won Consolation Final at CW Final Four	Misty Thomas
1990-91	20	6	14	1293	1461	12	4th, CW	Lost Consolation Final at CW Final Four	Misty Thomas
1989-90	20	8	12	1273	1374	16	4th, CW	Lost 2-0 to Calgary in CW Semifinals	Misty Thomas
1988-89	20	8	12	1313	1304	16	4th, CW	Lost Consolation Final of CW Tournament	Bev Smith
1987-88	20	6	14	1133	1408	12	4th, CW	Lost Consolation Final of CW Tournament	John Ritchie
1986-87	10	0	10	451	684	0	6th, CW	Did not qualify for postseason	Jack Pomfret
1985-86	10	4	6	588	656	8	5th, CW	Did not qualify for postseason	Jack Pomfret
1984-85	10	2	8	529	622	4	5th, CW	Did not qualify for postseason	Jack Pomfret
1983-84	10	4	6	590	583	8	5th, CW	Did not qualify for postseason	Jack Pomfret
1982-83	10	2	8	495	643	4	6th, CW	Did not qualify for postseason	Jack Pomfret
1981-82	20	0	20	916	1538	0	6th, CW	Did not qualify for postseason	Jack Pomfret
1980-81	20	0	20	841	1375	0	6th, CW	Did not qualify for postseason	Jack Pomfret
1979-80	20	1	19	964	1348	2	6th, CW	Did not qualify for postseason	Jack Pomfret
1978-79	20	1	19	983	1468	2	6th, CW	Did not qualify for postseason	Gay Coburn
1977-78	20	2	18	990	1293	4	6th, CW	Did not qualify for postseason	Gay Coburn
1976-77	20	3	17	961	1218	6	6th, CW	Did not qualify for postseason	Sue Evans
1975-76	20	11	9	1133	1034	22	3rd, CW	-	Sue Evans
1974-95	20	19	1	-	-	38	1st, CW	CW Champions	Sue Evans
1973-74	20	18	2	-	-	36	1st, CW	CIS Champions	Ron Thorsen
1972-73	20	19	1	-	-	38	1st, CW	CIS Champions	Norm Vickery

# THUNDERBIRDS

## YOU SHOULD KNOW

BY FRED HUME  
UBC ATHLETICS HISTORIAN

### 1915-1959


**Art Lord:** He was the first coach of UBC's women's basketball program while still a student. An outstanding rugby player and coach, he later became a Supreme Court judge and is now in the UBC Sports Hall of Fame as a builder.

**Mary Campbell:** Member of 1929-30 world champion UBC team that is inducted into the UBC, B.C. and Canadian Basketball Halls of Fame. To this day, she is a major supporter of UBC women's basketball.

**Ruth Wilson:** This outstanding UBC basketball, golf and tennis player was also a successful women's basketball coach on the Point Grey campus for 11 seasons. A national team coach in 1966 and '67, she is in the UBC and Sport BC Halls of Fame.

**Jean Bardsley:** In addition to her basketball prowess, she was an outstanding tennis and badminton player and is in the UBC Sports Hall of Fame.

**Bev Barnes:** This 1976 Olympian led UBC to three national titles during the golden age of basketball on the Point Grey campus, 1972-74.



*The 1929-30 world champion UBC women's basketball team.*

### 1960-1979

**Barb Robertson:** A UBC star and national team member, she coached UBC women's basketball for 10 years and SFU basketball for 12 years.

**Wendy Grant:** Led UBC to three national titles, including the 1969-70 championship against varsity and Senior 'A' squads, before an exclusive university league was established. If one counts this title, UBC actually won four straight as a school. She was also a member of Canada's national team and was on B.C.'s provincial volleyball team.

**Nora McDermott:** After UBC, she played on nine Canadian championship teams. A national team player and manager, she is in the UBC and Canadian Basketball Halls of Fame.



**Kathy Williams Shields:** Played on UBC's 1969-70 Hall of Fame team and later coached Canada at the Olympics. Went on to win numerous CIS coach of the year awards and CIS championships with the University of Victoria and is a member of the Canadian Basketball Hall.

**Joanne Sargent (pictured):** Led UBC to three national titles. Was an Olympian in 1976 and held the Olympic assist record until 2000. Also

a member of UBC's Sports Hall.

**Carol Turney:** Led UBC to two national titles. She holds three UBC scoring records and was one of UBC's best rebounders. Won UBC's female athlete of the year award in 1975 and was an Olympian in '76.

### 1980-present

**Deb Huband:** UBC's current coach shares school records for most seasons coached and most championships won. As a player, she was an Olympian in 1984 and a three-time CIS All-Canadian. She also coached at the 2000 Olympics and is in the Canadian Basketball Hall of Fame.

**Lisa Nickle:** Holds 10 UBC scoring records and shares two more. Twice an Academic All-Canadian, she has the school record for points in a game and is in the UBC Sports Hall of Fame.

**Jessica Mills:** She holds UBC records for most points in a season and in a career and was awarded the prestigious Marilyn Pomfret Trophy in 2000.

**Sheila Townsend:** A CIS tournament all-star on the 2003-04 national championship team, she has gone on to make the senior national team and is playing professionally in Europe.

**Carrie Watson:** Named the championship MVP with UBC's 2003-04 title-winning team, she was also the national defensive player of the year and holds UBC's single-season steals record. A current member of the Canadian senior national team.

# BOX SCORES VS. TEAMS AT NATIONALS

## UBC 50 at McMaster 65, Oct. 15, 2006

UBC	tot-fg	3-pt	rebounds								min		
## Player	fg fga	fg fga	ft	fta	of	de	tot	pf	tp	a	to	blk	s
04 Cait Haggarty	* 0 4	0 4	0 0	0 0	0 2	2	1	0	2	5	0	0	22
06 Erica McGuinness	* 4 12	0 4	0 0	2 4	6	0	8	2	4	0	4	30	
08 Julie Little	* 1 5	0 0	0 0	1 1	2	0	2	0	2	0	0	14	
09 Kim Howe	* 2 6	0 0	1 2	0 2	2	1	5	1	1	0	0	30	
10 Kelsey Blair	* 5 12	0 0	5 7	3 7	10	0	15	1	2	0	1	33	
05 Megan Pinske	0 2	0 1	0 0	0 0	0	0	0	0	1	2	0	11	
07 Candace Morisset	1 3	1 2	1 2	0 1	1	1	4	1	0	0	0	11	
12 Devan Lisson	2 4	1 2	0 0	1 0	1	0	5	2	2	0	0	14	
15 Caitlyn Pankratz	0 1	0 0	1 2	3 3	6	0	1	0	1	0	1	12	
21 Katie Ward	3 6	0 0	0 0	0 3	3	4	6	0	0	0	0	16	
22 Leanne Evans	1 4	0 1	2 3	0 0	0	3	4	0	0	0	0	7	
Totals.....	19 59	2 14	10 16	10 23	33	10	50	10	19	0	7	200	

McMaster	tot-fg	3-pt	rebounds								min		
## Player	fg fga	fg fga	ft	fta	of	de	tot	pf	tp	a	to	blk	s
05 Hollinger	1 7	0 1	0 0	1 1	2	2	2	4	4	0	1	28	
09 Critchley	1 5	0 0	2 2	0 2	2	2	4	0	1	1	0	19	
11 Smith	6 14	1 5	1 2	0 3	3	1	14	2	4	0	3	33	
12 Rocca	7 10	0 0	0 0	2 4	6	3	14	2	2	0	1	28	
14 DeGroot	4 9	2 4	0 0	0 5	5	3	10	2	2	0	0	27	
15 Garbaty	0 1	0 0	1 2	1 1	2	1	1	0	1	0	0	8	
21 te Boekhorst	1 4	0 2	0 0	1 3	4	2	2	2	0	1	0	13	
22 Pilon-Bignell	3 7	0 2	2 3	0 3	3	1	8	2	0	0	2	23	
23 Fidanza	5 9	0 0	0 0	0 1	1	3	10	1	1	1	0	21	
Totals.....	28 66	3 14	6 9	5 23	28	18	65	15	15	3	7	200	

Score by Periods	1st	2nd	3rd	4th	Total
UBC	14	8	12	16	50
McMaster	19	14	17	15	65

## Simon Fraser 59 at UBC 61, Oct. 28, 2006

Simon Fraser	tot-fg	3-pt	rebounds								min		
## Player	fg fga	fg fga	ft	fta	of	de	tot	pf	tp	a	to	blk	s
04 Kelsie Thu	* 4 9	4 7	0 0	1 3	4	2	12	1	3	0	0	26	
05 Lisa Tindle	* 4 6	4 6	0 0	1 0	1	4	12	1	1	0	0	22	
09 Kate Hole	* 2 10	0 2	6 6	2 2	4	3	10	1	2	2	0	18	
14 Lani Gibbons	* 3 8	0 2	0 0	1 2	3	0	6	7	4	0	1	31	
20 Julia Wilson	* 1 4	0 0	1 2	0 3	3	3	3	1	3	1	2	28	
06 Brea McLaughlin	0 0	0 0	0 0	0 0	0	1	0	0	1	0	0	1	
07 Robyn Buna	1 1	1 1	1 2	0 1	1	0	4	0	0	0	0	9	
11 Mattheke Hutzler	0 2	0 0	3 4	0 4	4	2	3	0	1	0	2	21	
12 Courtney Gerwing	3 6	0 0	1 4	2 2	4	2	7	0	3	0	0	18	
13 Laurelle Weigl	1 6	0 0	0 0	2 2	4	0	2	1	3	0	1	14	
21 Laura Boogaard	0 0	0 0	0 0	0 0	0	0	0	0	2	0	0	12	
= Totals.....	19 52	9 18	12 18	10 21	31	17	59	12	25	3	6	200	

UBC	tot-fg	3-pt	rebounds								min		
## Player	fg fga	fg fga	ft	fta	of	de	tot	pf	tp	a	to	blk	s
04 Cait Haggarty	* 4 10	1 5	1 2	0 3	3	2	10	3	2	0	3	32	
06 Erica McGuinness	* 6 13	0 0	4 6	3 0	3	2	16	5	3	0	0	36	
08 Julie Little	* 3 5	0 0	1 1	0 3	3	2	7	0	2	0	0	19	
09 Kim Howe	* 1 4	0 0	0 0	2 1	3	4	2	4	2	0	0	13	
10 Kelsey Blair	* 6 12	0 0	3 4	2 4	6	1	15	1	4	0	1	35	
05 Megan Pinske	0 0	0 0	0 0	0 0	0	0	0	0	0	0	0	0+	
07 Candace Morisset	0 1	0 0	0 0	0 1	1	2	0	3	4	0	0	20	
12 Devan Lisson	3 6	1 4	0 0	0 1	1	1	7	2	1	0	0	18	
15 Caitlyn Pankratz	0 1	0 1	0 0	0 0	0	2	0	0	0	0	0	3	
21 Katie Ward	0 3	0 0	2 2	1 2	3	4	2	0	1	2	1	10	
22 Leanne Evans	1 3	0 0	0 0	2 5	7	4	2	0	4	2	1	14	
= Totals.....	24 58	2 10	11 15	13 24	37	24	61	18	23	4	6	200	

Score by Periods	1st	2nd	3rd	4th	Total
Simon Fraser	21	14	8	16	59
UBC	15	13	18	15	61

## Simon Fraser 74 at UBC 71, Jan. 5, 2007

Simon Fraser	tot-fg	3-pt	rebounds								min		
## Player	fg fga	fg fga	ft	fta	of	de	tot	pf	tp	a	to	blk	s
09 Kate Hole	* 3 9	0 0	2 2	4 0	4	3	8	1	0	0	1	15	
12 Courtney Gerwing	* 1 5	0 0	0 0	0 3	3	3	2	1	1	0	0	14	
14 Lani Gibbons	* 3 7	2 6	5 6	3 2	5	0	13	7	3	0	3	31	
20 Julia Wilson	* 5 14	0 0	4 6	2 4	6	5	14	0	4	3	2	29	
21 Laura Boogaard	* 0 1	0 0	0 0	0 1	1	1	0	2	0	0	0	18	
05 Lisa Tindle	4 9	3 7	1 2	0 0	0	1	12	1	0	0	1	29	
07 Robyn Buna	3 9	2 3	4 6	2 2	4	2	12	1	0	0	0	29	
11 Mattheke Hutzler	0 1	0 0	0 0	0 0	0	0	0	0	1	0	0	4	
13 Laurelle Weigl	4 8	0 0	5 6	4 3	7	1	13	1	3	0	1	29	
15 Courtney Brown	0 0	0 0	0 0	0 1	1	1	0	0	2	0	0	2	
Totals.....	23 63	7 16	21 28	16 19	35	17	74	15	13	3	8	200	

UBC	tot-fg	3-pt	rebounds								min		
## Player	fg fga	fg fga	ft	fta	of	de	tot	pf	tp	a	to	blk	s
04 Cait Haggarty	* 8 11	1 2	1 1	0 3	3	1	18	1	3	0	2	33	
06 Erica McGuinness	* 6 12	2 3	0 0	0 3	3	3	14	2	4	0	2	32	
08 Julie Little	* 2 6	0 0	2 2	0 2	2	2	6	2	5	0	1	24	
09 Kim Howe	* 0 0	0 0	0 0	0 1	1	3	0	2	1	0	0	10	
10 Kelsey Blair	* 5 8	0 0	8 12	3 3	6	1	18	5	0	0	1	32	
05 Megan Pinske	0 2	0 1	2 2	0 0	0	3	2	1	2	0	0	17	
07 Candace Morisset	0 0	0 0	0 0	0 0	0	1	0	0	1	0	1	2	
12 Devan Lisson	1 4	0 2	0 0	0 1	1	0	2	1	0	0	1	8	
15 Caitlyn Pankratz	1 1	0 0	0 0	0 0	0	0	2	0	1	0	0	3	
21 Katie Ward	2 5	0 0	0 0	2 3	5	2	4	2	0	1	1	9	
22 Leanne Evans	2 3	0 0	1 4	1 7	8	4	5	1	2	2	0	30	
Totals.....	27 52	3 8	14 21	8 26	34	20	71	17	20	3	9	200	

Score by Periods	1st	2nd	3rd	4th	Total
Simon Fraser	17	15	25	17	74
UBC	19	15	19	18	71

## UBC 62 at Simon Fraser 53, Jan. 6, 2007

UBC	tot-fg	3-pt	rebounds								min		
## Player	fg fga	fg fga	ft	fta	of	de	tot	pf	tp	a	to	blk	s
08 Julie Little	f 1 3	0 0	3 4	1 2	3	5	5	0	3	0	1	14	
10 Kelsey Blair	f 4 5	0 0	0 2	2 3	5	4	8	1	1	0	0	22	
22 Leanne Evans	f 2 6	0 0	1 2	4 2	6	4	5	0	9	2	1	20	
04 Cait Haggarty	g 2 5	0 1	2 2	0 2	2	2	6	4	3	0	0	27	
06 Erica McGuinness	g 5 11	0 3	6 6	2 2	4	1	16	3	5	0	2	39	
05 Megan Pinske	1 3	0 0	0 2	0 1	1	0	2	3	1	0	0	14	
09 Kim Howe	4 6	0 0	3 4	2 1	3	3	11	1	1	1	3	22	
12 Devan Lisson	0 1	0 1	0 0	0 1	1	0	0	0	1	0	1	25	
15 Caitlyn Pankratz	0 0	0 0	0 0	0 1	0	1	0	0	0	0	0	5	
21 Katie Ward	4 7	0 0	1 2	1 3	4	5	9	0	1	2	0	12	
Totals.....	23 47	0 5	16 24	13 24	37	25	62	12	28	5	8	200	

Simon Fraser	tot-fg	3-pt	rebounds								min		
## Player	fg fga	fg fga	ft	fta	of	de	tot	pf	tp	a	to	blk	s
09 Kate Hole	f 0 2	0 0	0 0	1 1	2	4	0	2	0	1	1	12	
12 Courtney Gerwing	f 6 9	0 0	5 10	4 2	6	4	17	0	4	1	2	26	
20 Julia Wilson	f 4 10	0 0	3 5	4 5	9	1	11	0	2	2	3	30	
14 Lani Gibbons	g 2 10	0 5	1 3	0 5	5	1	5	9	6	1	0	36	
21 Laura Boogaard	g 0 1	0 1	0 0	0 0	0	0	0	0	1	0	0	9	
05 Lisa Tindle	0 3	0 3	0 0	0 0	0	1	0	2	2	0	0	32	
07 Robyn Buna	2 3	1 2	2 4	0 1	1	1	7	4	0	0	3	31	
11 Mattheke Hutzler	0 1	0 0	0 0	1 1	2	1	0	0	0	0	0	4	
13 Laurelle Weigl	4 13	0 0	5 6	1 1	2	2	13	0	2	0	0	20	
Totals.....	18 52	1 11	16 28	15 17	32	15	53	15	22	4	9	200	

Score by Periods	1st	2nd	3rd	4th	Total
UBC	15	13	16	18	62
Simon Fraser	9	20	12	12	53

### UBC 71 at Alberta 68, Feb. 2, 2007

UBC		tot-fg		3-pt		rebounds											
##	Player	fg	fga	fg	fga	ft	fta	of	de	tot	pf	tp	a	to	blk	s	min
04	Cait Haggarty	* 3	6	1	3	0	0	1	3	4	1	7	2	1	0	4	29
06	Erica McGuinness	* 10	17	4	5	3	5	4	3	7	2	27	6	3	0	2	38
08	Julie Little	* 2	4	0	0	4	4	3	3	6	4	8	1	2	1	1	28
09	Kim Howe	* 3	10	0	0	2	2	1	1	2	3	8	1	2	1	0	27
10	Kelsey Blair	* 2	9	0	0	1	2	0	3	3	1	5	2	2	0	0	23
05	Megan Pinske	1	2	0	1	0	0	0	0	0	0	2	0	1	0	0	9
12	Devan Lisson	1	1	0	0	0	0	0	5	5	0	2	1	3	0	1	15
21	Katie Ward	0	2	0	0	2	2	1	1	2	1	2	0	1	1	0	8
22	Leanne Evans	4	8	0	0	2	2	4	5	9	2	10	1	3	1	0	23
Totals.....		26	59	5	9	14	17	14	29	43	14	71	14	18	4	8	200

Alberta		tot-fg		3-pt		rebounds											
##	Player	fg	fga	fg	fga	ft	fta	of	de	tot	pf	tp	a	to	blk	s	min
04	Michelle Smith	* 4	11	3	7	0	0	2	4	6	2	11	2	2	0	0	35
07	Ashley Wigg	* 8	20	1	4	0	1	2	4	6	4	17	4	4	0	3	26
08	Carly McLennan	* 1	6	0	2	0	0	4	1	5	4	2	1	2	0	0	16
10	Kristin Jarock	* 3	9	0	0	3	3	4	3	7	1	9	1	1	1	0	29
11	Patricia Ariss	* 7	14	0	2	2	2	2	4	6	3	16	1	0	1	1	31
05	Katie Barrett	3	8	0	3	0	0	1	0	1	1	6	2	1	0	0	18
06	Kara Stevens	0	2	0	0	0	0	1	1	2	0	0	2	0	0	0	19
12	Alysia Rissling	0	0	0	0	0	0	0	0	0	0	0	0	0	0	0	5
13	Michelle Anderson	1	6	0	0	0	0	2	1	3	0	2	0	0	0	0	11
15	Emily Bolduc	1	1	1	1	0	0	0	0	0	0	3	0	1	0	0	1
21	Meghan Knowles	1	1	0	0	0	0	0	1	1	1	2	1	1	0	0	9
Totals.....		29	78	5	19	5	6	20	23	43	16	68	14	12	2	5	200

Score by Periods	1st	2nd	3rd	4th	Total
UBC	11	20	18	22	71
Alberta	10	22	21	15	68

### Simon Fraser 55 at UBC 58, Feb. 24, 2007

Simon Fraser		tot-fg		3-pt		rebounds											
##	Player	fg	fga	fg	fga	ft	fta	of	de	tot	pf	tp	a	to	blk	s	min
12	Courtney Gerwing	f 5	15	0	0	4	6	2	6	8	2	14	1	3	0	0	30
13	Laurelle Weigl	f 6	10	0	0	6	6	3	5	8	3	18	0	10	0	1	29
20	Julia Wilson	f 1	8	0	0	0	2	3	6	9	3	2	1	4	0	0	29
14	Lani Gibbons	g 1	9	0	4	5	6	2	4	6	1	7	6	0	0	3	36
21	Laura Boogaard	g 1	1	1	1	0	0	0	1	1	1	3	0	1	0	1	16
04	Kelsie Thu	0	4	0	2	0	0	0	0	0	0	0	0	0	0	0	9
05	Lisa Tindle	2	6	1	5	0	0	0	1	1	2	5	1	2	0	0	20
07	Robyn Buna	0	0	0	0	0	0	0	0	0	0	0	0	0	0	0	7
09	Kate Hole	2	2	0	0	2	2	1	0	1	4	6	0	3	0	0	14
11	Matteke Hutzler	0	0	0	0	0	0	0	1	1	3	0	0	1	0	0	10
Totals.....		18	55	2	12	17	22	14	28	42	19	55	9	24	0	5	200

UBC		tot-fg		3-pt		rebounds											
##	Player	fg	fga	fg	fga	ft	fta	of	de	tot	pf	tp	a	to	blk	s	min
08	Julie Little	f 1	6	0	0	2	4	3	1	4	2	4	0	0	0	1	16
09	Kim Howe	f 2	9	0	0	0	0	0	4	4	3	4	2	4	0	0	29
10	Kelsey Blair	f 1	7	0	0	3	4	1	6	7	3	5	1	1	1	1	26
04	Cait Haggarty	g 1	6	0	2	2	2	0	1	1	1	4	3	2	1	4	28
06	Erica McGuinness	g 6	11	2	3	6	6	3	1	4	2	20	3	3	0	1	35
05	Megan Pinske	3	5	0	0	0	0	0	0	0	2	6	1	0	0	1	15
12	Devan Lisson	2	5	0	2	1	2	0	2	2	1	5	0	0	0	1	15
15	Caitlyn Pankratz	0	0	0	0	0	0	0	0	0	1	0	1	0	0	0	11
21	Katie Ward	4	7	0	0	0	0	2	2	4	3	8	0	0	0	1	13
22	Leanne Evans	0	2	0	0	2	2	2	3	5	4	2	0	6	0	0	12
Totals.....		20	58	2	7	16	20	11	24	35	22	58	11	19	2	10	200

Score by Periods	1st	2nd	3rd	4th	Total
Simon Fraser	9	12	21	13	55
UBC	11	17	12	18	58

### Simon Fraser 67 at UBC 73, Feb. 23, 2007

Simon Fraser		tot-fg		3-pt		rebounds											
##	Player	fg	fga	fg	fga	ft	fta	of	de	tot	pf	tp	a	to	blk	s	min
12	Courtney Gerwing	* 2	7	0	1	0	0	3	1	4	2	4	4	3	1	0	18
13	Laurelle Weigl	* 5	8	0	0	3	4	4	5	9	0	13	1	2	0	1	29
14	Lani Gibbons	* 3	6	2	4	5	6	0	3	3	2	13	1	5	0	1	31
20	Julia Wilson	* 5	8	0	0	1	3	1	5	6	3	11	1	3	5	1	24
21	Laura Boogaard	* 0	3	0	3	0	0	0	1	1	2	0	0	0	0	0	16
04	Kelsie Thu	2	6	1	4	0	0	0	0	0	2	5	2	0	0	0	16
05	Lisa Tindle	3	8	3	7	0	0	0	2	2	2	9	4	0	0	0	24
07	Robyn Buna	2	4	1	3	0	0	0	1	1	1	5	1	1	0	0	13
09	Kate Hole	1	2	0	0	0	0	0	0	0	3	2	1	1	0	0	6
11	Matteke Hutzler	2	3	0	0	1	2	0	5	5	3	5	3	1	1	1	21
15	Courtney Brown	0	1	0	0	0	0	0	0	0	0	0	0	0	0	0	2
Totals.....		25	56	7	22	10	15	9	24	33	20	67	18	19	7	4	200

UBC		tot-fg		3-pt		rebounds											
##	Player	fg	fga	fg	fga	ft	fta	of	de	tot	pf	tp	a	to	blk	s	min
04	Cait Haggarty	* 1	5	0	1	2	2	0	3	3	1	4	1	2	0	2	30
06	Erica McGuinness	* 3	13	1	3	11	12	3	2	5	2	18	3	2	1	1	33
08	Julie Little	* 2	5	0	0	5	6	1	1	2	2	9	2	0	0	0	18
09	Kim Howe	* 4	16	0	0	4	5	4	2	6	3	12	1	1	0	1	30
10	Kelsey Blair	* 2	5	0	0	2	2	3	5	8	2	6	1	3	0	1	28
05	Megan Pinske	2	3	0	0	0	0	0	0	0	0	4	2	2	0	1	19
07	Candace Morisset	0	0	0	0	0	0	1	1	2	1	0	1	0	0	0	6
12	Devan Lisson	3	4	2	2	0	0	0	3	3	1	8	1	1	0	1	11
15	Caitlyn Pankratz	0	0	0	0	0	0	0	0	0	0	0	0	0	0	0	3
21	Katie Ward	2	4	0	0	0	0	0	0	0	0	4	1	1	0	0	7
22	Leanne Evans	4	6	0	0	0	0	0	0	0	5	8	0	1	0	0	15
Totals.....		23	61	3	6	24	27	17	17	34	17	73	13	15	1	7	200

Score by Periods	1st	2nd	3rd	4th	Total
Simon Fraser	17	15	22	13	67
UBC	25	17	17	14	73

### Alberta 66 at UBC 88, March 3, 2007

Alberta		tot-fg		3-pt		rebounds											
##	Player	fg	fga	fg	fga	ft	fta	of	de	tot	pf	tp	a	to	blk	s	min
04	Michelle Smith	* 3	7	1	3	2	2	3	3	6	1	9	2	2	0	1	30
07	Ashley Wigg	* 5	11	2	4	5	6	0	2	2	2	17	4	0	0	2	32
08	Carly McLennan	* 3	5														

## BROADCAST ROSTER



**#4  
Cait  
Haggarty**  
Fourth Year  
Guard  
5-7  
Victoria, BC



**#5  
Megan  
Pinske**  
First Year  
Guard  
5-9  
Port Moody, BC



**#6  
Erica  
McGuinness**  
Fourth Year  
Guard  
5-9  
North Van, BC



**#7  
Candace  
Morisset**  
Second Year  
Guard  
5-8  
Langley, BC



**#8  
Julie  
Little**  
Fourth Year  
Forward  
6-1  
Richmond, BC



**#9  
Kim  
Howe**  
Fifth Year  
Forward  
6-0  
Maple Ridge, BC



**#10  
Kelsey  
Blair**  
Fifth Year  
Post  
6-1  
North Van, BC



**#11  
Montanna  
Dunmore**  
First Year  
Post  
6-1  
Victoria, BC



**#12  
Devan  
Lisson**  
First Year  
Guard  
6-0  
Fredericton, NB



**#15  
Caitlin  
Pankratz**  
Fourth Year  
Forward  
5-10  
Langley, BC



**#21  
Katie  
Ward**  
Third Year  
Post  
6-6  
Calgary, AB



**#22  
Leanne  
Evans**  
Second Year  
Forward  
6-2  
Port Moody, BC

